

Ohm &

Teaching




because caring is sharing & teaching takes balance

mClass Question Stems

Wanting to help your little leaders prepare for mClass? Check out these differentiated mClass Question Stems! Question stems are organized by reading level (Level F through Level U). Each question stem comes directly from mClass books for each level with it's related ELA Common Core standard.

Happy Teaching!



I Can Read Level F

- What can you learn from _____? How do you know? Use part of the story in your answer. (RL.1.2)
- Where does _____ live in the story? Use part of the story in your answer. (RL.1.3)
- What is the problem? (RL.1.3)
- How do the characters help each other? Use part of the story in your answer. (RL.1.3)
- What do you think the character's will do next time? Use part of the story in your answer. (RL.1.3)




I Can Read Level G

- What are the different settings in the story? (RL.1.3)
- Tell two ways the characters are alike. (RL.1.9)
- Tell at least two things you learned about _____. Use part of the story in your answer. (RL.1.3)
- Who is telling this story? How do you know? Use part of the story in your answer. (RL.1.6)
- What happens when the characters _____? Use part of the story in your answer. (RL.1.3)
- Why do the characters _____? (RL.1.3)
- How are _____ and _____ different? Use parts of the book in your answer. (RI.1.3)




I Can Read Level H

- What are some words that show the character's feelings? Write some words from the story to show your thinking. (RL.1.4)
- Tell what happens in the story. Tell what happens first, next and last. (RL.1.3)
- What two things does the character do in the story that cannot be done in real life? Use part of the story in your answer. (RL.1.9)
- Tell about the characters. Use part of the story in your answer. (RL.1.3)
- What do the characters learn in the story? Use part of the story in your answer. (RL.1.2)




I Can Read Level 1

- Tell how a character acts. What did you learn from what this character did? Use part of the story in your answer. (RL.1.3)
- What is _____'s problem? How is the problem solved? Use part of the story in your answer. (RL.1.3)
- Tell about the beginning of the story and the end of the story. (RL.1.3)
- How do the people feel at the end of the story? Why? Use part of the story in your answer. (RL.1.1&4)
- Tell the story in your own words. Write about the beginning, the middle, and the end of the story. (RL.1.3)
- Tell why _____ is a good title from this book. Use details from the book in your answer. (RI.1.8)
- What did _____ do to help _____? Use part of the story to tell about your answer. (RL.1.3)
- What lessons does this story teach? Use part of the story to tell about your answer. (RL.1.2)



I Can Read Level J

- What is the problem in this story and how is it solved? Use a detail from the story to help explain your answer. (RL.2.1)
- Explain how the characters feel and why they feel this way. Use a detail from the story to help explain your answer. (RL.2.3)
- What lesson does the character learn in this story? Use a detail from the story to support your answer. (RL.2.2)
- Tell what happens in the story. Be sure to tell about the beginning, the middle and the end. (RL.2.5)
- Using text features, tell the most important ideas/details from this book. (RI.2.5)
- How do the pictures in the book help you learn? (RI.2.7)



I Can Read Level K

- How does the character act when _____ happens? Tell what they did and what they say. (RL.2.3)
- Tell what happens in this story in your own words. Write about the beginning, the middle and the end. (RL.2.5)
- What problem does _____ have in this story? How does _____ solve the problem? (RL.2.3)
- Write two reasons the characters do what they did. Use details from the story to tell about your answer. (RL.2.7)
- Is this a good title for the story? Use details from the story to explain your answer. (RL.2.7)
- What is a word to describe _____? Explain why you chose this word. (RI.2.6)



I Can Read Level L

- Tell what _____ does and why they do this. Use two specific details to support your answer. (RL.2.3)
- Explain how _____ feels at the end of the story. Use a detail from the story to support your answer. (RL.2.3)
- Identify three text features used in the book. Explain the information you learned from the text feature. (RI.2.5)
- If you could rename _____, what would you call it? Use information from the book to explain your answer. (RI.2.6)
- What lesson does this story teach? Use details from the story to explain your answer. (RL.2.2)
- Tell about the text. What happens in the beginning, middle and the end of the text? (RL.2.5)




I Can Read Level M

- At first, the character feels _____. How does the character feel later? Use a detail from the story in your answer. (RL.2.6)
- Tell about the text. What happens in the beginning, middle and end? (RL.2.5)
- Explain why the author wrote this book. Use at least two key ideas from the book in your answer. (RI.2.3)
- Describe the effects of what happened in the story. Use at least two details from the book to support your answer. (RI.2.6)




I Can Read Level N

- Describe the effects of what happened in the text. Use at least two details from the book to support your answer. (RL.3.2)
- How does the character's actions change what happens in the story? Use a detail from the story to support your answer. (RL.3.3)
- Based on the information in the book, what did you learn? Use two details from the book to support your answer. (RI.3.1)
- Explain two key ideas in this book. Use a detail from the book to support each key idea. (RI.3.2)



I Can Read Level 0

- Explain why _____ is important to the story. Support your answer using a detail from the story. (RI.3.1)
- What do the characters think about _____? Use two specific details from the story to support your answer. (RI.3.6)
- Do you agree or disagree with the characters in the text. Use a detail from the book in your answer. (RI.3.6)
- How are paragraph _____ and paragraph _____ connect to each other? Use a detail from the book to explain your answer. (RI.3.8)




I Can Read Level P

- Explain the meaning of _____ as it is used in this sentence. Then, tell which context clue helped you understand the meaning. (RL.3.4)
- Describe one of _____'s character traits. Support your answer with one detail from the story. (RL.3.3)
- Describe a _____. Use information and pictures from the book to support your answer. (RI.3.7)
- Describe the steps in _____. Include details from the text for each step. (RI.3.3)




I Can Read Level Q

- Explain what _____ does when he/she thinks _____ happens. Use at least two details from the book to support your answer. (RL.4.1)
- Describe _____ and _____'s relationship. Use at least two details from the book to support your answer. (RL.4.3)
- Write a summary of this book. Include at least four key ideas. (RI.4.2)




I Can Read Level R

- Write a summary of this story. Use at least four key events in your summary. (RL.4.2)
- Use two character traits to describe _____. Support each trait with a detail from the story. (RL.4.3)
- Describe how this book is organized. Use two specific details from the book to support your answer. (RI.4.5)
- Explain how the author supports the main idea. Use two specific details from the book in your answer. (RI.4.8)




I Can Read Level S

- Describe how _____ likely feels when _____ happens. Use a specific detail from the story to support your answer. (RL.5.1)
- Explain two ways the characters use features of the setting to life. Use a detail from the story to support each way. (RL.4.3)
- Describe how this book is organized. Use two specific details from the book to support your answer. (RI.5.5)
- Provide two main ideas in this book and support each main idea with a key detail. (RI.5.2)



I Can Read Level T

- Explain how _____ likely feels when _____ happens. Use a specific detail from the story to support your answer. (RL.5.1)
- Describe the theme of this story. Use at least two details from the story to support your answer. (RL.5.2)
- Explain why the author describes _____ as _____. Use a specific detail from the book to support your answer. (RI.5.3)
- Explain the meaning of _____. Write a clue you used to figure out the meaning of the word. (RI.5.4)



I Can Read Level U

- Explain how _____ feels about _____. Then, explain how this story would be different if told by another character. Use two specific details from the story to support your answer. (RL.5.6)
- Describe how _____ changes from the beginning of the story to the end of the story. Use two specific details from the story to support your answer. (RL.5.1)
- Explain how you believe _____ learned about _____. Use two specific details from the book to support your answer. (RI.5.1)
- Provide two main ideas in this book and support each main idea with a key detail. (RI.5.2)