

Name: \_\_\_\_\_

Week of September 9  
Spelling

has  
mad  
man  
hat  
clay  
shorter  
call  
year  
can  
yak

Week of September 16  
Spelling

and  
day  
way  
say  
less  
toad  
end  
may  
oval  
bee

Week of September 23  
Spelling

ran  
today  
fourth  
cover  
bat  
but  
most  
pretty  
as  
cut

Name: \_\_\_\_\_

Week of September 30  
Spelling

long

snake

eat

walk

away

bake

counting

play

about

sat



Name: \_\_\_\_\_

Week of September 9  
First Grade



man

a l a n n m **m a n** e u m a a n w t m d

year

v y e a r l e y n t y e s r e p k s f



mad

a r s p v q c m a a d h m a d k a y d

shorter

s h p r t e r s h o r t e r o t y r k



yak

y y a y a k h l y a k k b y g y a c q

clay

a y c l a y e p i c v a k l a y k x a



call

l c k y l c a l l c a l l l l j l o v

has

e u h o s w s q h a s y i a o a m k n

can

k p v c t f w c c a a n n s a c a n n

hat

y t k x h a t e v b l n g h a a t p j



Name: \_\_\_\_\_

Week of September 9  
First Grade

Circle the word spelled correctly. Cross out the misspelled word.

1. kawl

call

2. man

maan

3. haat

hat

4. madd

mad

5. yak

yek

6. shortor

shorter

Fill in the missing vowels.

shorter • mad • has • call • clay • yak

cl \_\_\_\_ y

m \_\_\_\_ d

y \_\_\_\_ k

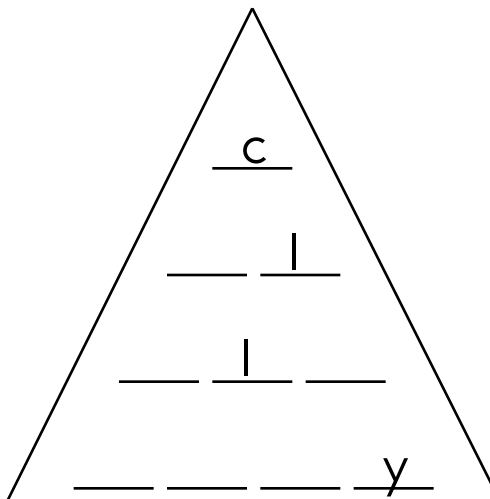
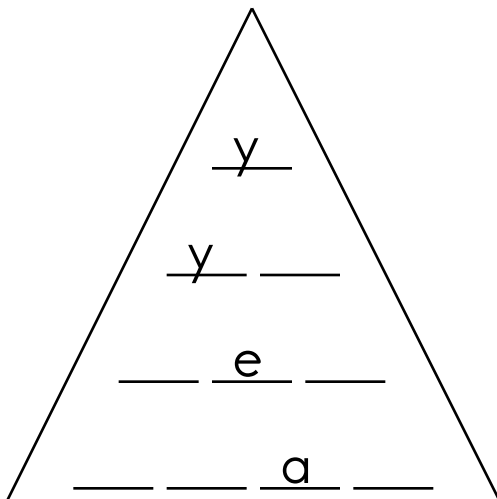
c \_\_\_\_ ll

h \_\_\_\_ s

sh \_\_\_\_ rt \_\_\_\_ r

Finish each spelling pyramid.

year • clay



Name: \_\_\_\_\_

Week of September 9  
First Grade

r h a r a c d t s a i r  
l a y m a d a s t k h l  
e s r c m h c c a w h u  
h a t a c r o s a k a j  
a y a k u l a m a n y r  
v t y a c l a y y r e y  
y k c a l l l s a a a m  
p o d c a n a n a s r l  
t s h o r t e r c a m e



can  
→



hat  
→



man  
→



yak  
→



mad  
→



call  
→

shorter  
clay

has

year





Name: \_\_\_\_\_

### Math Word Play

S E P T E M B E R I S H T C C  
N S A T U R D A Y T H O T T T  
K E H O T A N N D E O K J T R  
R S K I P A S E T U R T S P K  
E R M L A S T X D S T T D A V  
X R C O U N T T T W H M E D A  
Y J A N U A R Y D R N Y P D A  
H T N T W I C E A S M U C H X

SATURDAY • SEPTEMBER • SKIP  
TWICEASMUCH • COUNT • JANUARY  
NEXT • LAST • SHORT • ADD

U T R A R R U O U C O N E B K  
O X A N T W I C E A S M U C H  
E R T O U A D N L B T W O T B  
C U O T H E T H O E O E J U O  
U T T W W H A B O U T E S T T  
O R D E R U Q I T U O K E T T  
A O E S E S H A P E V R C A O  
P X B L I N E R U L E R E E M

NOT • TWICEASMUCH • RULER  
ABOUT • WEEK • LINE • ORDER  
SHAPE • BOTTOM • CONE

Spell the missing numbers.

+1

three

four

+1

one

+1

four

+1

ten

+1

seven

Name: \_\_\_\_\_

## Jon and the Mad Yak

Jon is a man. He has a hat. He has a black hat. He rides a yak. His yak is mad.  
The yak does not want Jon to sit on his back.

1. Who is Jon?

Jon is a \_\_\_\_\_.

2. What does Jon have?

He has a \_\_\_\_\_.

3. Why is the yak mad?

The yak does not want  
Jon to \_\_\_\_\_ on his back.

True or False?

True



False



Jon has a red hat.



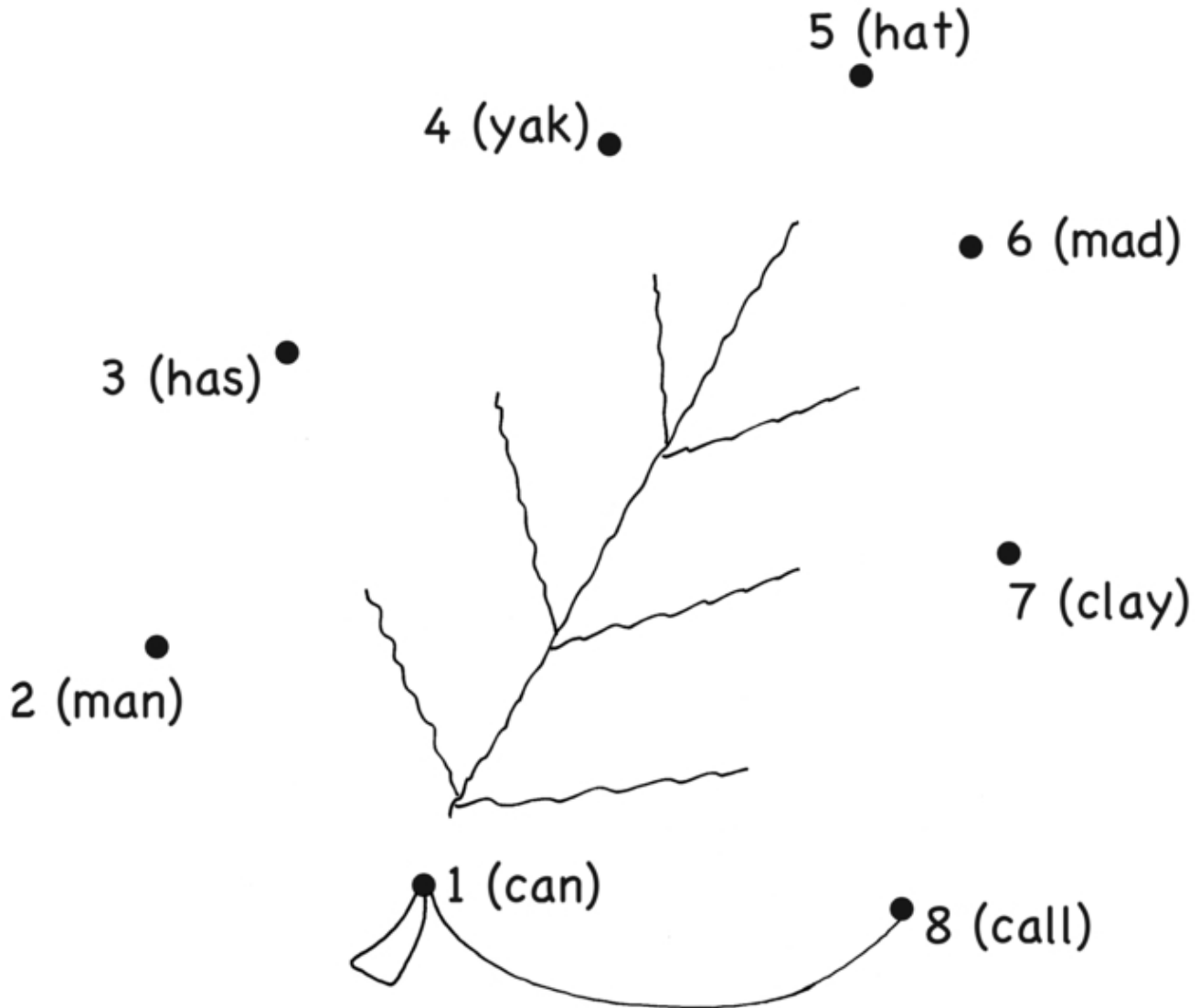
Jon rides a horse.

Name \_\_\_\_\_



## Bee Says... CONNECT

Here are your spelling words! Read and say each. Then connect their dots in numbered order to make something.



Name \_\_\_\_\_



# Bee Says... FOLLOW

Look at the word list in Bear's thought bubble. Follow that same list (in the same order) through the maze to lead him to the honey.

can man has yak  
hat mad clay call

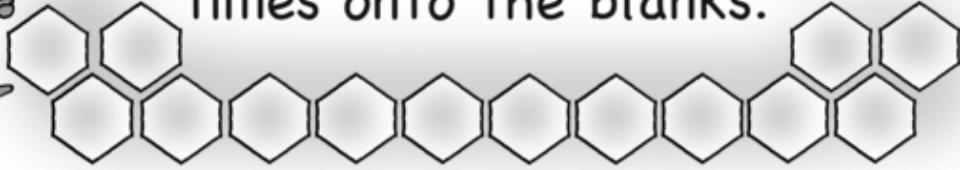


A maze with jagged edges containing various words. The words are: mod, yak, his, can, yak, hat, man, call, yak, has, mad, mad, ham, had, yak, had, hat, clay, yak, hat, call, made. There are several bees with dashed lines showing their paths through the maze. An arrow points from the bear towards the maze, and another arrow points from the maze towards a jar of honey labeled 'Honey'.

Name \_\_\_\_\_



Bee Says... **WRITE**  
Write each word below four  
times onto the blanks.




can

man

has


yak

_____	_____	_____	_____
_____	_____	_____	_____
_____	_____	_____	_____
_____	_____	_____	_____



hat


mad



clay

_____	_____
_____	_____
_____	_____
_____	_____

call


_____		_____
_____		_____
_____		_____
_____		_____

Name \_\_\_\_\_



## Bee Says... RECOGNIZE

There are sixteen gray words in this scene. Circle each that is spelled correctly. Draw a line through each that is spelled incorrectly.



Name \_\_\_\_\_



**Bee Says... SPELL**  
It's time for you to spell your words!  
As your teacher says them, write  
them onto the blank lines.

A large, stylized bee body shape with a scalloped edge, serving as a container for writing. It has a small stem at the top and two leaves at the bottom. Inside the shape, there are eight numbered blank lines for writing words.


1. \_\_\_\_\_
2. \_\_\_\_\_
3. \_\_\_\_\_
4. \_\_\_\_\_
5. \_\_\_\_\_
6. \_\_\_\_\_
7. \_\_\_\_\_
8. \_\_\_\_\_

short u and long u

cube



shoe



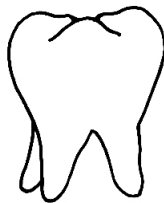
butter



vacuum



tooth



new




trucks




stomach



oven



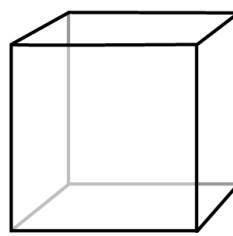
plug



rug



glove










Name: \_\_\_\_\_

Week of September 16  
First Grade



say

i f p s **s a y** y a a h a s a y y c k y

and n d c n q u n d n w m h a y a n d s k



bee

q r m b c e b i e u s b e e g l e t d

way j w x w a y y v k w w a y y i y q t a

may b m a a y a y m y m a y m s a d g y f

end l e e b w e n d v z e r c n u n d n a

toad s t o a d r t o t o u d q j i a d b d

less g j e l e s k s l e s s l o w z q e p

oval r k o v a l x o q o a l a i w l a m a

day u e z b d d d r y m d d o y y d d a y

may b a f m a y i r m o y m t m a y y c a u s y

end d e h n n d y d c r n z e n d v e h p e q d

say r o s s y y y y k a c a s i y s a y s s m q

day s a d a y d a b i y p d u y f y n r y x j q

oval l o v e l a d g o v a l w o o m v a s y v a

and d n d h a n d y w c o n d j s o t f d u a k

toad t o u d a v i d s a p t o a d t o z d t t d

less o y s l l q l e s s v l p s l e s a k s e l



Name: \_\_\_\_\_

Week of September 16  
First Grade

Circle the word spelled correctly. Cross out the misspelled word.

1. less

leess

2. muy

may

3. duy

day

4. bea

bee

5. sayy

say

6. toadd

toad

Fill in the missing vowels.

toad • end • oval • way • less • and

\_\_\_ nd

w \_\_\_ y

t \_\_\_ d

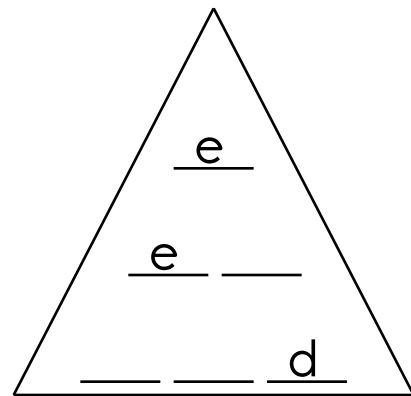
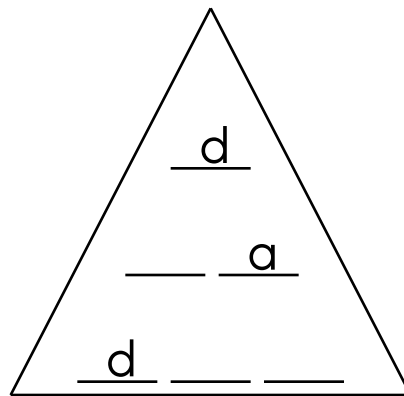
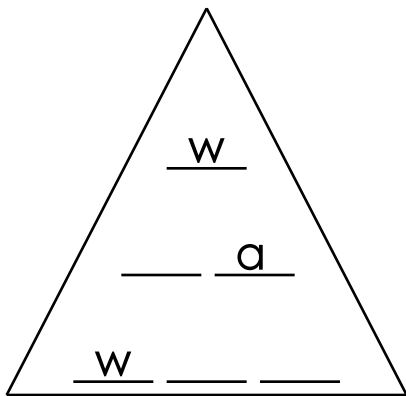
l \_\_\_ ss

\_\_\_ nd

\_\_\_ v \_\_\_ l

Finish each spelling pyramid.

way • day • end



Name: \_\_\_\_\_

Week of September 16  
First Grade


y d n s s x e n d d c e  
e a y b n a w d a l n y  
o y a a s v a a d v a d  
s d n e e y y t y d e d  
o m d o v a l e s t e v  
l a w i b o e o d b n n  
s y d e m e d v l e s s  
a a y e w s l y m m y n  
b a e t o a d d o e a w  
y a s y n s a y b e e n



bee



end  
and  
may



say



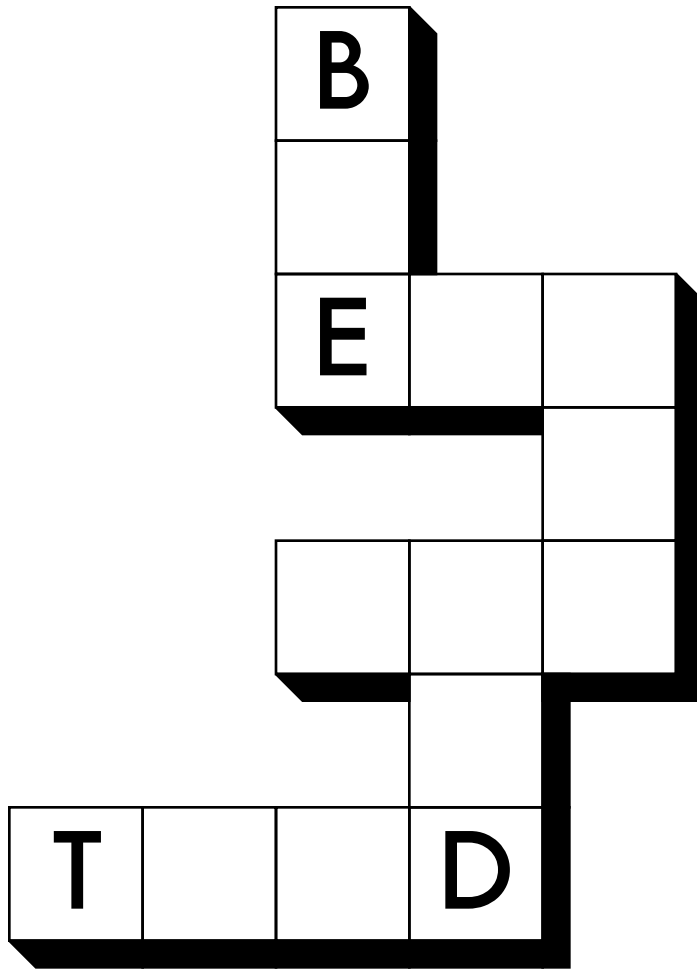
oval  
way  
less

toad  
day

Name: \_\_\_\_\_

TOAD • DAY • BEE • AND • END • SAY

Write each word into the puzzle.



Name: \_\_\_\_\_

### Math Word Play

I M L E E E L E S I D E I L R  
S L E T T E R E T U R T E I S  
X P E T E E S I T E D N N U A  
S L T R I P L E E S N E D N M  
D S A I M O R E E T R R S D E  
M M M H E R D J R I G H T E D  
D T E T E N S N R M R E T R R  
Q T T T E I O B T S L I D E E

RIGHT • LETTER • SLIDE • TENS  
TRIPLE • MORE • UNDER • SAME  
SIDE • ENDS

F N R D A F E B E F O R E A T  
T T R U E C T U B M U A S G T  
R G R E A T E R T H A N A R O  
O R L A R G E R A D I M E O M  
A U G U S T A T G T V H A Y O  
C T A I E N C I R C L E G R R  
G S U U A B O U T B N U T G E  
I C C O N E J I E A O S G R E

AUGUST • LARGER • BEFORE  
GREATER THAN • MORE • TRUE  
CIRCLE • CONE • DIME • ABOUT

Spell the missing numbers.

+1

\_\_\_\_\_ six \_\_\_\_\_

\_\_\_\_\_ seven \_\_\_\_\_

+1

\_\_\_\_\_ five \_\_\_\_\_

+1

\_\_\_\_\_ one \_\_\_\_\_

+1

\_\_\_\_\_ four \_\_\_\_\_

+1

\_\_\_\_\_ three \_\_\_\_\_



Name: \_\_\_\_\_

## The Bee and the Toad

What did the bee say to the toad? He asked him to hop down the road. The toad did not want to. He wanted to sit, and he wanted to stay. He told the bee that he may hop, but he will not hop today.

1. Where did the bee want the toad to go?

He asked him to hop  
down the \_\_\_\_\_.

2. What did the toad want to do?

The toad wanted to \_\_\_\_\_.

3. What did the toad want to do?

He wanted to \_\_\_\_\_.

True or False?

True



False



The toad wants to hop today.



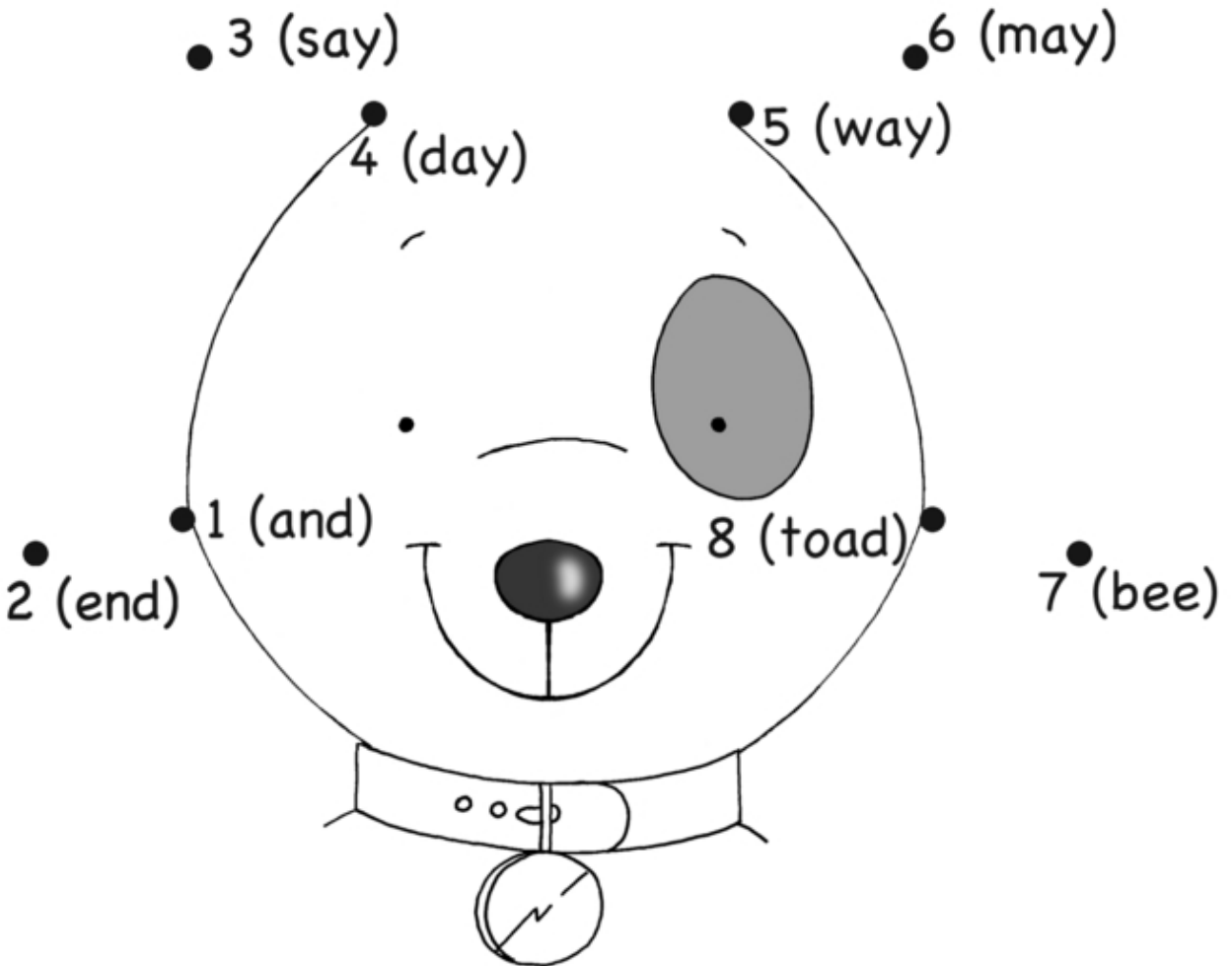
The toad told the bee to fly.

Name \_\_\_\_\_



## Bee Says... CONNECT

Here are your spelling words! Read and say each. Then connect their dots in numbered order to make something.



Name \_\_\_\_\_



# Bee Says... FOLLOW

Look at the word list in Bear's thought bubble. Follow that same list (in the same order) through the maze to lead him to the honey.

and end say day  
way may bee toad



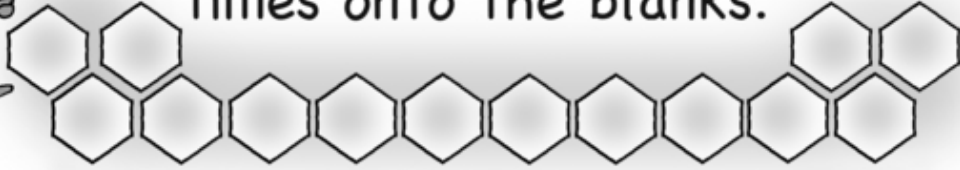
Maze path description:

- Start: bear
- Path 1: bee, end, toad, and
- Path 2: may, be, day, end
- Path 3: way, day, say
- Path 4: bee, toad, see
- Path 5: may, bee, toad, way

Name \_\_\_\_\_



Bee Says... **WRITE**  
Write each word below four  
times onto the blanks.



and

end

say


day

\_\_\_\_\_  
\_\_\_\_\_  
\_\_\_\_\_  
\_\_\_\_\_

\_\_\_\_\_  
\_\_\_\_\_  
\_\_\_\_\_  
\_\_\_\_\_


\_\_\_\_\_  
\_\_\_\_\_  
\_\_\_\_\_  
\_\_\_\_\_

\_\_\_\_\_  
\_\_\_\_\_  
\_\_\_\_\_  
\_\_\_\_\_



way

may




bee

\_\_\_\_\_  
\_\_\_\_\_  
\_\_\_\_\_  
\_\_\_\_\_

\_\_\_\_\_  
\_\_\_\_\_  
\_\_\_\_\_  
\_\_\_\_\_

toad

\_\_\_\_\_  
\_\_\_\_\_  
\_\_\_\_\_  
\_\_\_\_\_




\_\_\_\_\_  
\_\_\_\_\_  
\_\_\_\_\_  
\_\_\_\_\_

Name \_\_\_\_\_



## Bee Says... RECOGNIZE

There are sixteen gray words in this scene. Circle each that is spelled correctly. Draw a line through each that is spelled incorrectly.



Name \_\_\_\_\_



**Bee Says... SPELL**  
It's time for you to spell your words!  
As your teacher says them, write  
them onto the blank lines.

A large, stylized pumpkin shape with a stem at the top and leaves at the bottom. Inside the pumpkin, there are eight numbered blank lines for writing. The numbers are 1 through 8, followed by a horizontal line. There are also several small cartoon bees flying around the pumpkin, with dashed lines indicating their paths.

short i and long i

guitar

unicorn


buy



finger

milk


sink



pigs

sky


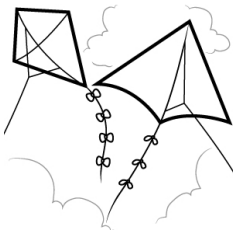
ride



kites

tired

right







Name: \_\_\_\_\_

Week of September 23  
First Grade



# SPELLING



Read the Word.

Copy the Word.

Copy the Word.

today

\_\_\_\_\_

fourth

\_\_\_\_\_

pretty

\_\_\_\_\_

cut

\_\_\_\_\_

most

\_\_\_\_\_

ran

\_\_\_\_\_

cover

\_\_\_\_\_

but

\_\_\_\_\_

as

\_\_\_\_\_

bat

\_\_\_\_\_

Name: \_\_\_\_\_

Week of September 23  
First Grade



ran

a q e z **r a n** r a a n m y x a d u l g

as o z g d a a c s l a s f n s p a a s u



pretty

p r i i h t e e d e p r e t t y e p k

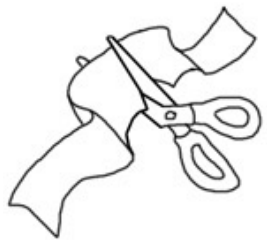
today f a y i v t o d a y d t e h d e y t y



bat

t s a x m b b a t r z f g t o b a t l

but u q b u t b u u t a f o k z h j d v b



cut

i k u h b p v t c y t u t c u t l t q

fourth h u r f u r t h f o u r t h u l w m o

most m o s t m s u m t t m j n m s o t r p

cover l o g c o v e r q a b d i c o u v e r

Name: \_\_\_\_\_

Week of September 23  
First Grade

Circle the spelling words.

mostcutprettyasfourthbatbutcovertodayrancutbutas  
ascutbatatodayranbutfourthascoverbutprettycutas  
batcutcutranbattodaybutcovercutcutasasbatcutcut

i t k v r t u  
p r s r r t g  
c r e o v r v  
o b o y e t o  
v m o s t k o  
e x r m q v d  
r m e n u o s

Word Bank  
cover most

y u x i t m b  
z q f f v a u  
f a n h n s u  
q t o u e e b  
c s i u p a u  
b s u e x a t  
b u b u f e a

Word Bank  
but as

e t t d a i a  
e p d y b n y  
d t o t b x a  
x t o d a y f  
c y b a t y k  
g b b d a a y  
t b u o y o a

Word Bank  
bat today

Write the words into the boxes.

cut • as • pretty • cover • today • ran • fourth • most • bat

--	--	--	--	--

--	--	--

--	--	--	--	--

--	--	--	--	--	--

--	--	--	--	--	--	--

--	--	--

--	--	--	--

--	--

--	--	--

Name: \_\_\_\_\_

Week of September 23  
First Grade

Circle the word spelled correctly. Cross out the misspelled word.

1. toay

today

2. fourth

fuorh

3. prihte

pretty

4. cutt

cut

5. most

mos

6. rin

ran

Fill in the missing vowels.

most • fourth • bat • cut • ran • pretty

c \_\_\_\_ t

f \_\_\_\_ \_\_\_\_ rth

m \_\_\_\_ st

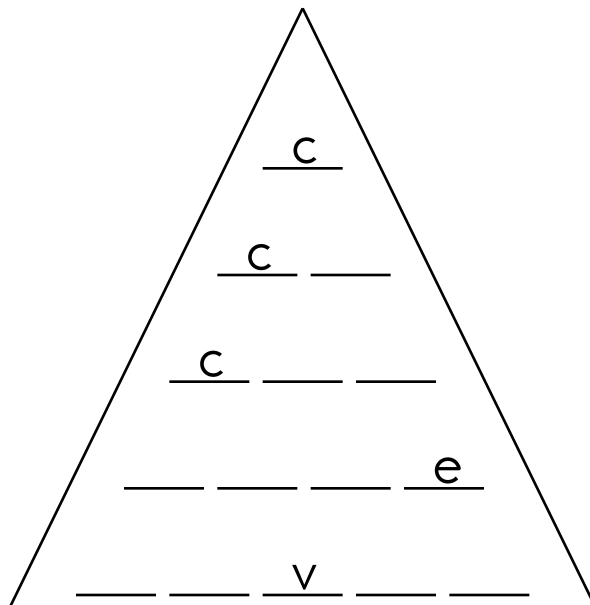
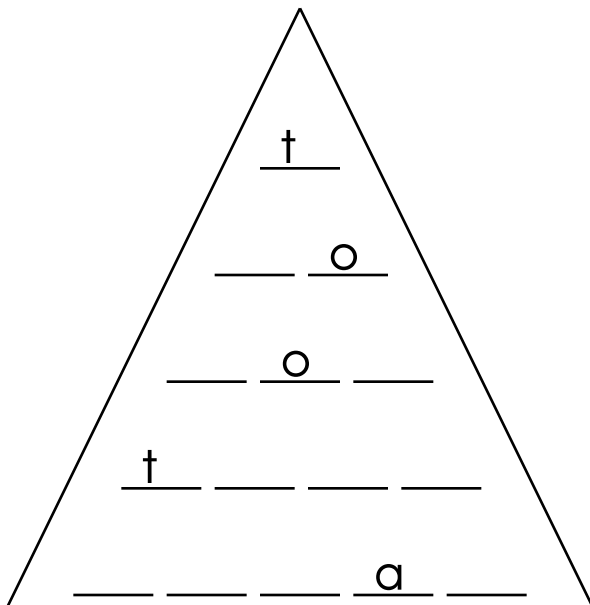
r \_\_\_\_ n

pr \_\_\_\_ tty

b \_\_\_\_ t

Finish each spelling pyramid.

today • cover



Name: \_\_\_\_\_

Week of September 23  
First Grade

a t o u r t t o a s a s  
y u a b a t o o u s f t  
t a p r e t t y o u o t  
b v c o v e r t o o u p  
e t t o t a o b p o r u  
n r a n a j t r d b t r  
t u t o d a y s o u h t  
c u t o u t r e r t u y  
m t o i b a u t m o s t



bat



ran



pretty



cover



cut



fourth

but

today


as

most

Name: \_\_\_\_\_

RAN • AS • CUT • BAT • BUT • TODAY • COVER

Write each word into the puzzle.



Name: \_\_\_\_\_

### Math Word Play

<p>F A S T R I P L E B R H O U R O E M O L R O L F L R L L F L A C Y C A L L V K O L C R O R Y O M T C A U R L C F E U S U P L E O A B T S J K L S T F L B O V B W O V A L S C O Q I E F R L E K F L A T N F A S T R A C U R S A O R F A L S E R G</p> <p>FLAT • OVAL • HOUR • OCTOBER RULER • FAST • COLOR • FALSE BLOCKS • TRIPLE</p>	<p>E P R A L M G U I T Y T U M A N O H K E A T K R B E H I N D K H R G E K S O R T P N T O E H G O R I E H T E G A H I E D E A L O G G A D L E H B H H R O N L U H T P V T Z S T P R I P D T P T A E O E R D N G Y R Q Y E A R L S Y E R D G U A A</p> <p>GROUP • SORT • AND • BEHIND SHAPES • MAKE • ROLL • EIGHT YEAR</p>
---	---

Spell the missing numbers.

_____ +1 five                  _____	_____ +1 six                  _____
_____ +1 seven                  _____	_____ +1 _____                  _____
_____ +1 one                  _____	_____ +1 _____                  _____
_____ +1 two                  _____	_____ +1 _____                  _____
_____ +1 six                  _____	_____ +1 _____                  _____

Name: \_\_\_\_\_

edHelper

## A New Book to Read

Jen needs a new book to read. Her mom will buy her one today. Jen wants to pick a good book. She sees one with a pretty cover. It is about a girl who saw a big bat. She ran as soon as she saw it! She ran to get away from the bat, but she ran right into a wall! She cut her leg. Oh, no! Jen will get this book. She will read it. Jen wants to see what the girl does next.

1. What does Jen need?

Jen needs a new  
to read.

2. What is the book with the pretty cover about?

It is about a girl who saw  
a big

3. What happened to the girl when she ran into the wall?

She cut her



Name: \_\_\_\_\_

True or False?

True



False



Jen's mom will buy her a new book today.



Jen ran into a wall and cut her leg.

Draw a picture of the cover of Jen's new book.

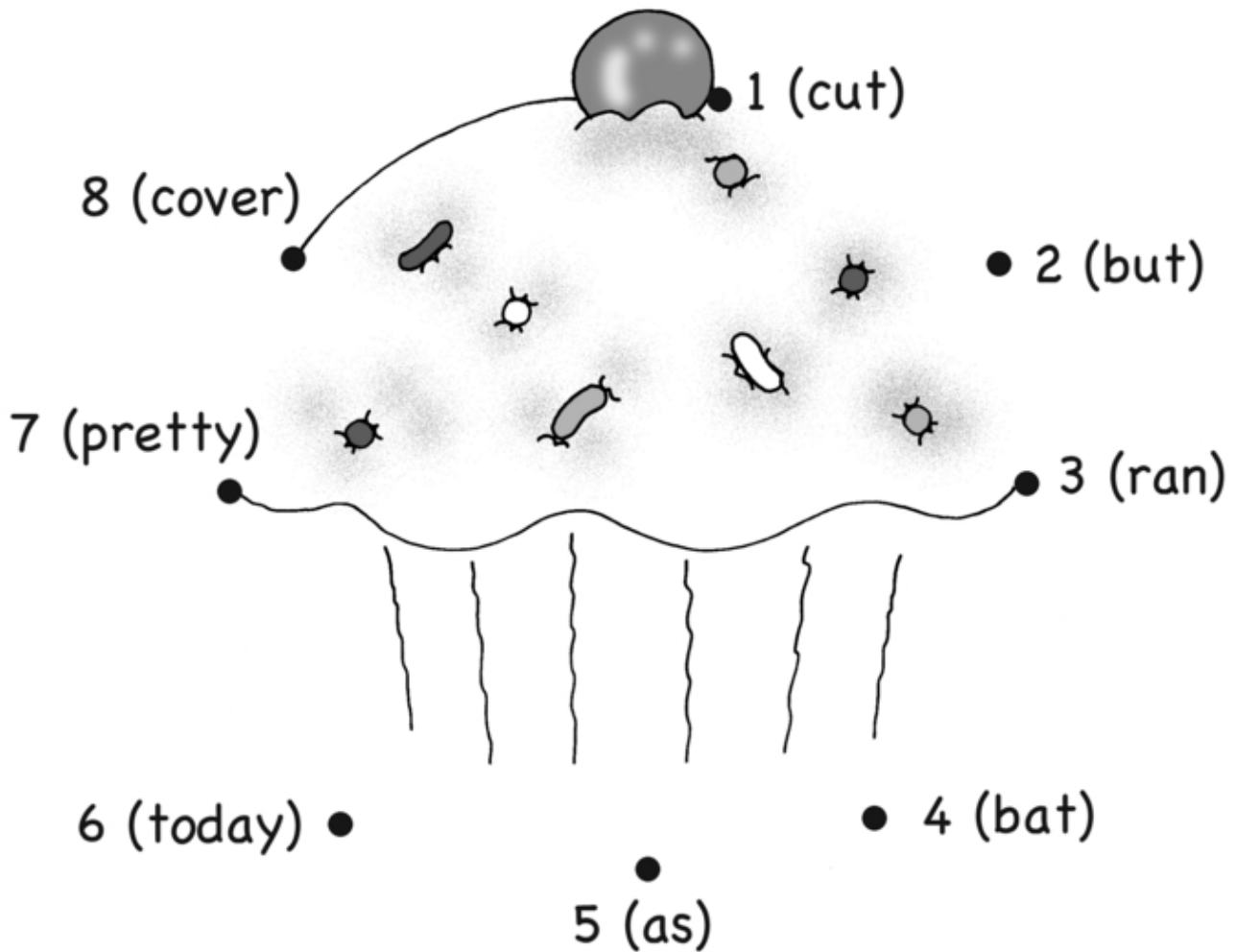
A large, empty rectangular box with a black border, intended for drawing the cover of Jen's new book.

Name \_\_\_\_\_



## Bee Says... CONNECT

Here are your spelling words! Read and say each. Then connect their dots in numbered order to make something.



Name \_\_\_\_\_



# Bee Says... FOLLOW

Look at the word list in Bear's thought bubble. Follow that same list (in the same order) through the maze to lead him to the honey.

cut but ran bat as  
today pretty cover



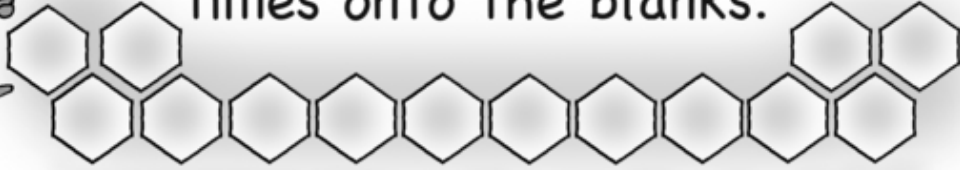
The maze contains the following words and icons:

- cut (with bee icon)
- but
- ran
- bat
- as
- today
- pretty
- cover
- bit
- gas
- bat
- ran
- as
- bat
- today
- pretty
- honey (in a jar)

Name \_\_\_\_\_



Bee Says... **WRITE**  
Write each word below four  
times onto the blanks.




cut

but

ran


bat

_____	_____	_____	_____
_____	_____	_____	_____
_____	_____	_____	_____
_____	_____	_____	_____



as

today



pretty

_____	_____
_____	_____
_____	_____
_____	_____

cover


_____		_____
_____		_____
_____		_____
_____		_____

Name \_\_\_\_\_



# Bee Says... RECOGNIZE

There are sixteen gray words in this scene. Circle each that is spelled correctly. Draw a line through each that is spelled incorrectly.



Name \_\_\_\_\_



**Bee Says... SPELL**  
It's time for you to spell your words!  
As your teacher says them, write  
them onto the blank lines.

A large, stylized pumpkin shape with a stem at the top and leaves at the bottom. Inside the pumpkin, there are eight numbered blank lines for writing. The numbers are 1 through 8, each followed by a horizontal line. The pumpkin is decorated with small cartoon bees flying around it, leaving dashed trails.

short o and long o

hold




fox



frogs




wash



window



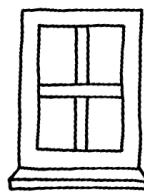
crayon



yo-yo



clover




nose



open



show



frog





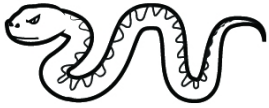




Name: \_\_\_\_\_

Week of September 30  
First Grade


snake



s n a k e z i r s a j s a y k e h k e

sat w o d f a s a t n c s u t k y t h j r

long



x l o g o s g o c l o n g o l a w g k

counting i c o u n t i n g c o u n d t i n g j



walk

q d n g s w o l k c w a l k k t v i l

about m t t t c u b u o t f a j a b o u t k



play

a o f q a l n p l a a y z p a p l a y

bake k w g b a k e k r v k q b a k o e x b

away p w n f b k a i a w y z y w a w a y l

eat g e a r b e e a t i o t a j s u a w k

Name: \_\_\_\_\_

Week of September 30  
First Grade

Circle the spelling words.

away counting about playsnakebakeeatlongsatwalk

walklongeatawaysataboutbakeplaysnakecounting

countingsnakeplayawaywalksnakesnakesatabouteat

v c g u n q h  
y l n s n i c  
j p l a y p p  
k d r m v i g  
i n n p u o u  
t a a p n l f  
u y l u p n l

Word Bank

play

x l e p a y y  
a a c a w a y  
a v a e e e a  
t p y a t a u  
e j e a h d k  
i g e a t k u  
y l f w u a f

Word Bank

away

eat

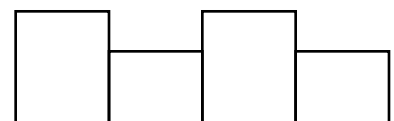
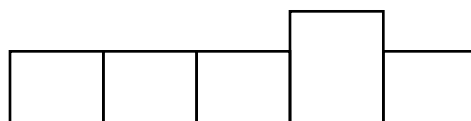
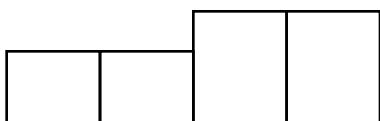
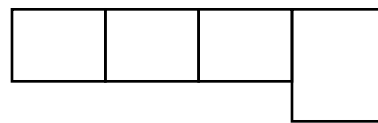
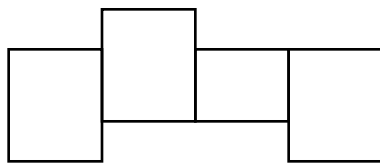
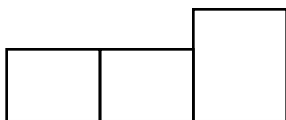
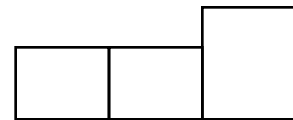
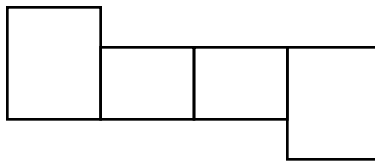
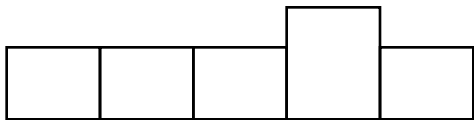
o q l y c u j  
u t o d s a u  
i t v n k m x  
u g q e i a o  
g s n a k e g  
f o s t c d k  
n y e i u t q

Word Bank

snake

Write the words into the boxes.

away • walk • sat • snake • play • long • eat • snake • bake



Name: \_\_\_\_\_

Week of September 30  
First Grade

Circle the word spelled correctly. Cross out the misspelled word.

1. snaki

snake

2. wak

walk

3. conting

counting

4. uhwayy

away

5. about

ebiut

6. sat

satt

Fill in the missing vowels.

walk • long • away • counting • snake • sat

w \_\_\_\_ lk

\_\_\_\_ w \_\_\_\_ y

l \_\_\_\_ ng

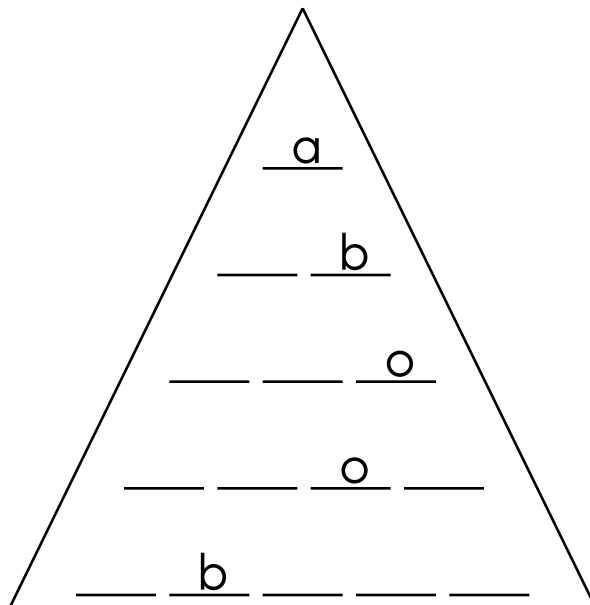
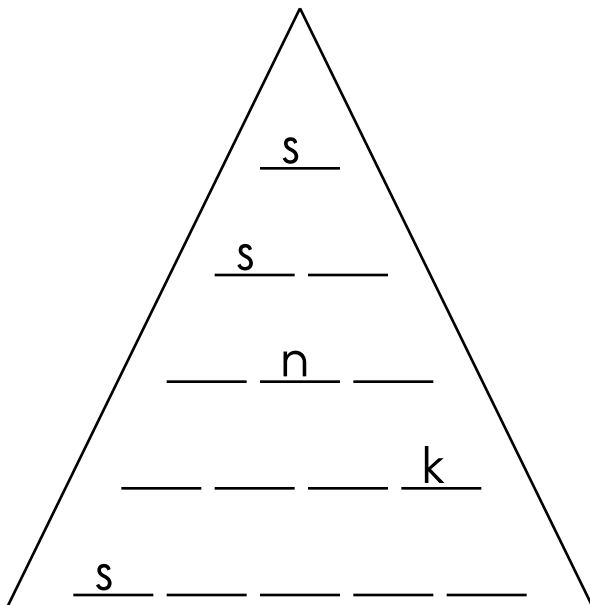
c \_\_\_\_ \_\_\_\_ nt \_\_\_\_ ng

s \_\_\_\_ t

sn \_\_\_\_ k \_\_\_\_

Finish each spelling pyramid.

snake • about



Name: \_\_\_\_\_

Week of September 30  
First Grade

a w a y o i g e y b e l  
s n a k e u e g e e m o  
a b o u t o a b a k e n  
s a o s n n t w b u s g  
a p t t t p l a y o g v  
t n l u a w a l k a s c




play  
→



snake  
→



walk  
→



long  
↓



eat  
↓


sat  
about

bake  
away

Name: \_\_\_\_\_

BAKE • ABOUT • SAT • PLAY • AWAY • WALK • EAT

Write each word into the puzzle.



Name: \_\_\_\_\_

### Math Word Play

<p>R R M U D R A C M C O U N T B U B H O Y O U R M O N D A Y Y R B J A N U A R Y N R D S B U N E T D S M A Y L O O O O S Y J G S H O R T Y E Y J D D M K O U I B O O R Y S A S M S A S S S J C Q D N E S D A B O U T O D D N U M B E R L A R G E R</p> <p>LESS • MAY • SHORT • ABOUT LARGER • OR • COUNT ODDNUMBER • JANUARY • MONDAY</p>	<p>E P G J U N E N N E N Y Y A R L T S H A L F S E T N O E S P Z M U A F R T M A Y M E F H T E F S L E S S T H A N A P J E R F N Y T B A O E F P E N N Y O S O S L E E E Y M E T N P M N P Z H A B O V E G R Z R T N P H U S I Z E A S R U N I T R</p> <p>ZERO • HALF • SIZE • ABOVE MAY • LESSTHAN • SET • PENNY JUNE • UNIT</p>
---	---

Spell the missing numbers.

_____ four _____	+1	_____ five _____
_____ one _____	+1	_____
_____ nine _____	+1	_____
_____ three _____	+1	_____
_____ two _____	+1	_____

Name: \_\_\_\_\_

## The Snake that Can Bake!

Zak and his mom went to a play. They sat in the front row. The play was about a snake who likes to bake. He likes to bake cakes. He bakes cakes that are big. He bakes cakes that are small. He bakes a lot of cakes, and then he eats them all. Zak liked the play, but it made him hungry. It made him want to eat cake. He asked his mom if they could buy one when it was time to walk home at the end of the day.

1. Where did Zak and his mom go?

Zak and his mom went to  
a \_\_\_\_\_.

2. What does the snake like to do?

He likes to  
cakes.

True or False?

True



False



The play made Zak tired.



Zak wants his mom to buy a cake.



Zak and his mom drove in a car.

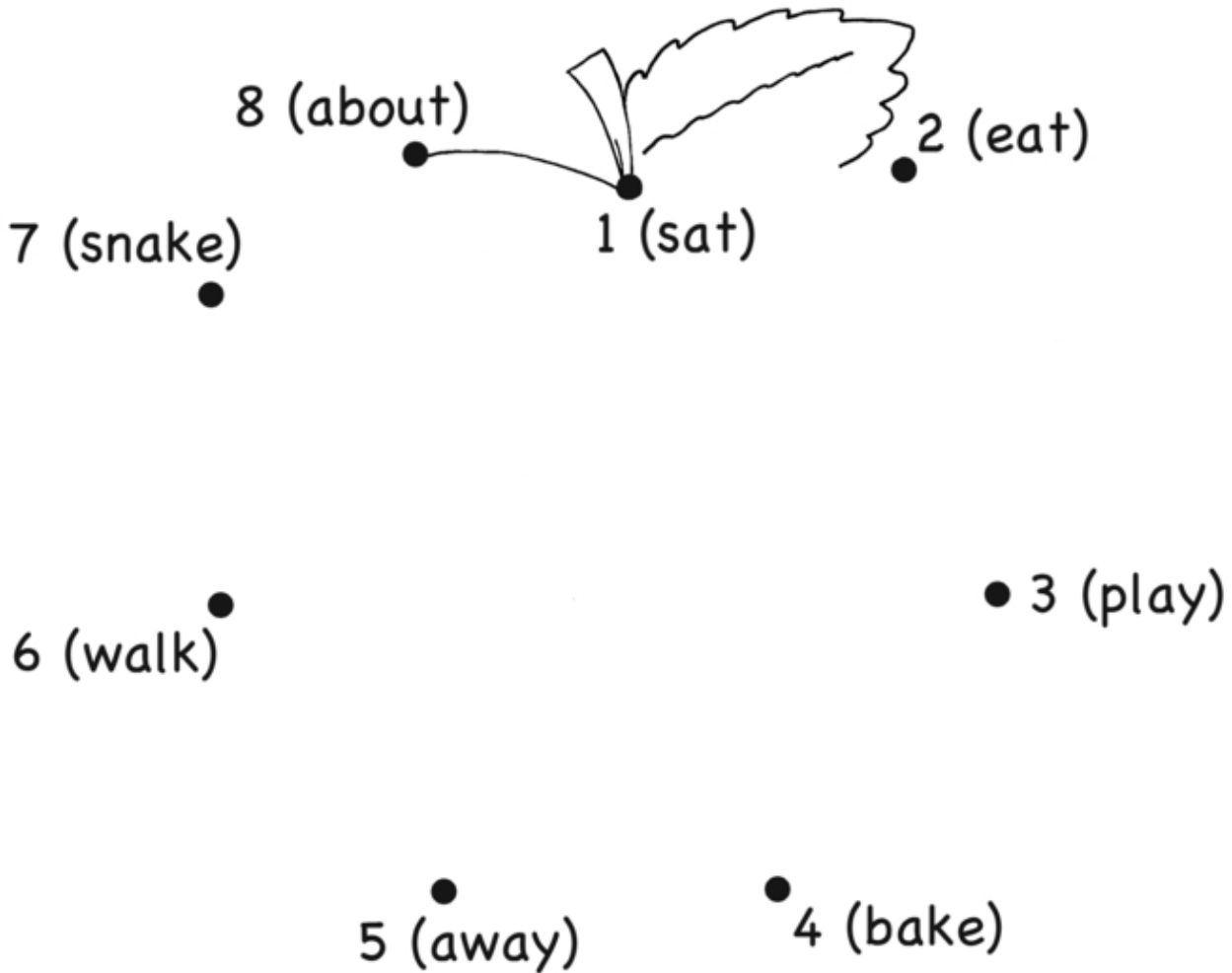


Name \_\_\_\_\_



## Bee Says... CONNECT

Here are your spelling words! Read and say each. Then connect their dots in numbered order to make something.



Name \_\_\_\_\_



## Bee Says... FOLLOW

Look at the word list in Bear's thought bubble. Follow that same list (in the same order) through the maze to lead him to the honey.

sat eat play  
bake away walk  
snake about

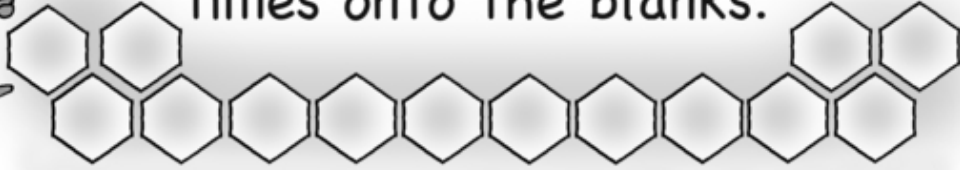


sat  
way bake play  
snake away walk away sat  
rake snake eat  
walk about bake  
eat about play  
sit eat play eat play  
eat sat  
about play snake away  
play snake

Name \_\_\_\_\_



Bee Says... **WRITE**  
Write each word below four  
times onto the blanks.



sat

eat

play


bake

\_\_\_\_\_  
\_\_\_\_\_  
\_\_\_\_\_  
\_\_\_\_\_

\_\_\_\_\_  
\_\_\_\_\_  
\_\_\_\_\_  
\_\_\_\_\_


\_\_\_\_\_  
\_\_\_\_\_  
\_\_\_\_\_  
\_\_\_\_\_

\_\_\_\_\_  
\_\_\_\_\_  
\_\_\_\_\_  
\_\_\_\_\_



away

walk




snake

\_\_\_\_\_  
\_\_\_\_\_  
\_\_\_\_\_  
\_\_\_\_\_

\_\_\_\_\_  
\_\_\_\_\_  
\_\_\_\_\_  
\_\_\_\_\_

about

\_\_\_\_\_  
\_\_\_\_\_  
\_\_\_\_\_  
\_\_\_\_\_




\_\_\_\_\_  
\_\_\_\_\_  
\_\_\_\_\_  
\_\_\_\_\_

Name \_\_\_\_\_



## Bee Says... RECOGNIZE

There are sixteen gray words in this scene. Circle each that is spelled correctly. Draw a line through each that is spelled incorrectly.



Name \_\_\_\_\_



**Bee Says... SPELL**  
It's time for you to spell your words!  
As your teacher says them, write  
them onto the blank lines.

A large, stylized pumpkin shape with a stem at the top and leaves at the bottom. Inside the pumpkin, there are eight numbered blank lines for writing. The lines are numbered 1 through 8. There are also three small cartoon bees flying around the pumpkin, each with a dashed line indicating its path.

short a and long a


snail



ax



laugh



fan

waves




branch



plate

grapes

man



eight

rake

candle



