

Name: _____

First Grade Spelling
edHelper

Week of March 2
Spelling

rip
shirt
all
is
mule
dine
ill
inch
wig
ruler
tip
hard

Week of March 9
Spelling

send
of
gave
river
game
plus
nut
going
noon
greater than
straw
paint

Week of March 16
Spelling

truck
hour
outside
bunny
ride
baby
used
mix
last
foot
sank
fix

Name: _____

Week of March 23
Spelling

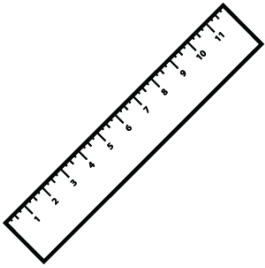
girl
tree
unit
mask
nest
bend
make
time
rule
being
more
shake

Week of March 30
Spelling

bones
longer
kite
still
greater
find
does
shark
would
fort
these
swing

Name: _____

Week of March 2
First Grade



ruler

t r e o r r u l a r f a i l r u l e r

all a a n e w l a l l l f u w l a l l o j



wig

z f h d k p e b w a h g u g q w i g n

inch h e i n c h h i i n t c h x p n f a c



shirt

t s g x s h i r t t t h e s h r i t s

hard h a r d j w b q m h a r r a x h d i d

ill h i a i e j l p q i i f d a h l i l l

dine a d i n e n l d b d i i y h d i e n e

tip t t e h p i p a t l t i p t p j t p s

mule h z e m u l e l m l m e u u m l e m e

rip b v q r i i h p i i w d r i p x g r c

is s x h t m e y u d k i i s s q i h n s

Name: _____

Week of March 2
First Grade

Circle the spelling words.

wig shirt ill mule tip all ruler inch diner ipishard drip is inch mule
rip dine is inch in chis dine hard shir tripti ruler ill wig all mule
rip wig is inch rip mule dine shirt ill ruler hard drip dine hard tip

x g w i h h t
h i s h i r t
i a e g h i x
c h r w i w i
z w n v d v s
w i g u b r h
h s g t h t s

Word Bank

shirt wig

x y d j k e a
d d i n e n m
c c h l i k t
v o i t g e u
l e f b i v i
e e n n s b n
n n l i l l e

Word Bank

dine ill

o l o d l d c
u n n d a w s
r b o h n d u
a a s h a r d
a l a a y d r
a l v a d l a
l p h i m t q

Word Bank

all hard

Write the words into the boxes.

tip • dine • ill • mule • is • rip • shirt • ruler • all

--	--	--

--	--	--

--	--	--

--	--	--	--

--	--	--	--

--	--	--	--	--

--	--	--

--	--	--	--	--

--	--

Name: _____

Week of March 2
First Grade

Circle the word spelled correctly. Cross out the misspelled word.

1. shirt

shur

2. ih

ill

3. dini

dine

4. ruler

rulir

5. is

ih

6. mule

mue

Fill in the missing vowels.

inch • ill • dine • rip • wig • is

d _ _ n _ _

_ _ ll

w _ _ g

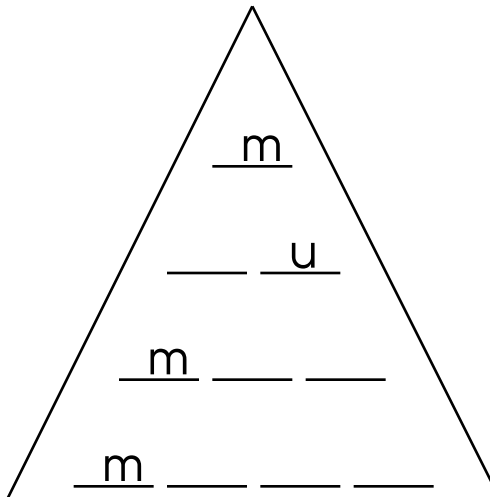
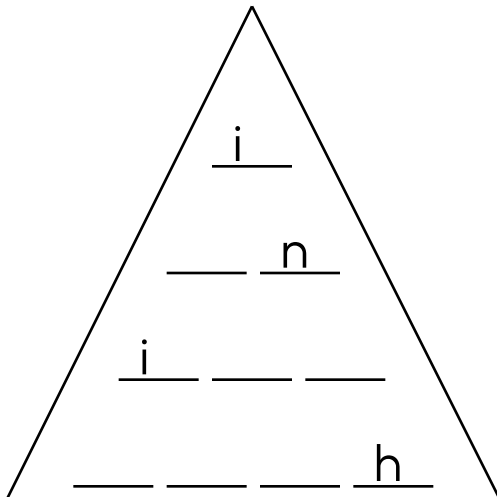
_ _ nch

_ _ s

r _ _ p

Finish each spelling pyramid.

inch • mule



Name: _____

Week of March 2
First Grade

i t i e i l i t d l i i
e l e u e t t h m i l w
u l s r h l g i t l t r
s e r n i e b n i m r u
g i w i g c g c s u v l
i l s h i r t h w u i e
t l g m l s u i m a t r
i r h s d i n e d l i r
i j n u l q q l i l p k
i m u l e r e i d r p f



wig



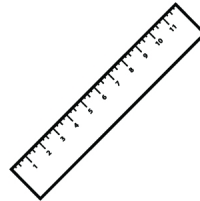
tip
dine
is



shirt



all
mule



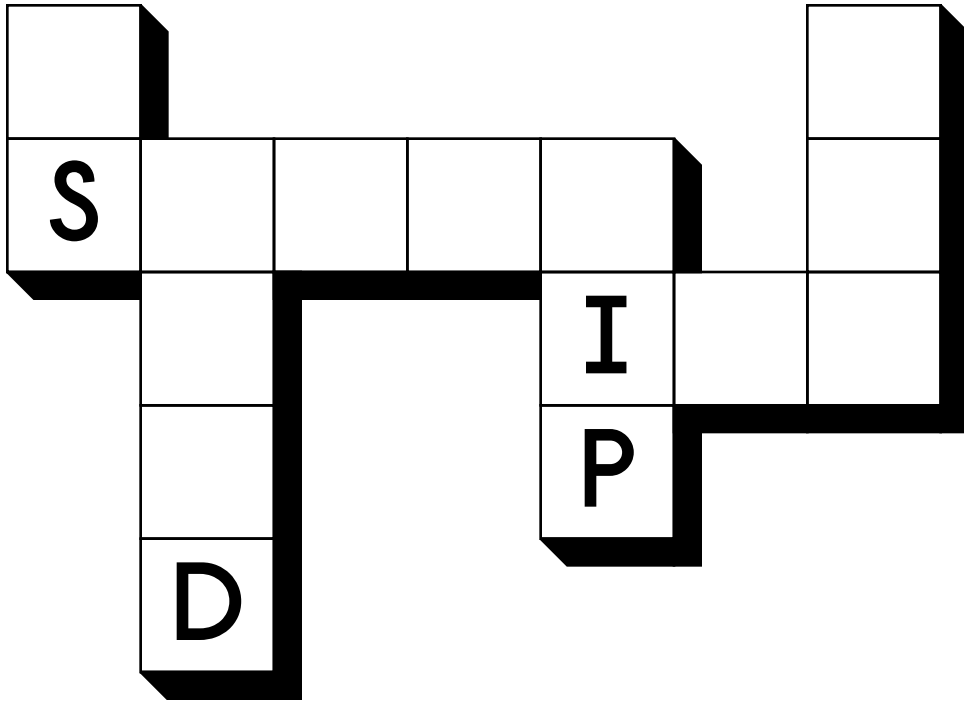
ruler ↓

inch
ill

Name: _____

TIP • SHIRT • ILL • HARD • IS • ALL

Write each word into the puzzle.



Name: _____

Math Word Play

V I U N N I N E O A I M N A L
 I N A O B O A B I H O U R T T
 O C I V B T K M H B O O N U B
 E R T E H C E D W A N E W E O
 N E I M D N G O A B R R O D T
 R A A B O U T T N H E W E G T
 O S L E O H O A N S W E R E O
 N E O R M A Y R R G S L O W M

NINE • INCREASE • SLOW
 BOTTOM • ANSWER • NOVEMBER
 HOUR • ABOUT • MAY • EDGE

H O O V L M D G H R N S D X J
 E R O L L H E W S H E I G H T
 N D E C E M B E R A L O N G R
 W N N E D E L E S S N D L P N
 A S E E G H N J N H O U R E G
 E F H U D W N E X T J U N E C
 A B W E D N E S D A Y O H N W
 O X J S N H O A N S W E R N N

NEXT • ROLL • LESS
 WEDNESDAY • HEIGHT • ALONG
 ANSWER • DECEMBER • HOUR
 JUNE

Spell the missing numbers.

+1

_____ five _____

_____ six _____

+1

_____ six _____

+1

_____ eight _____

+1

_____ nine _____

+1

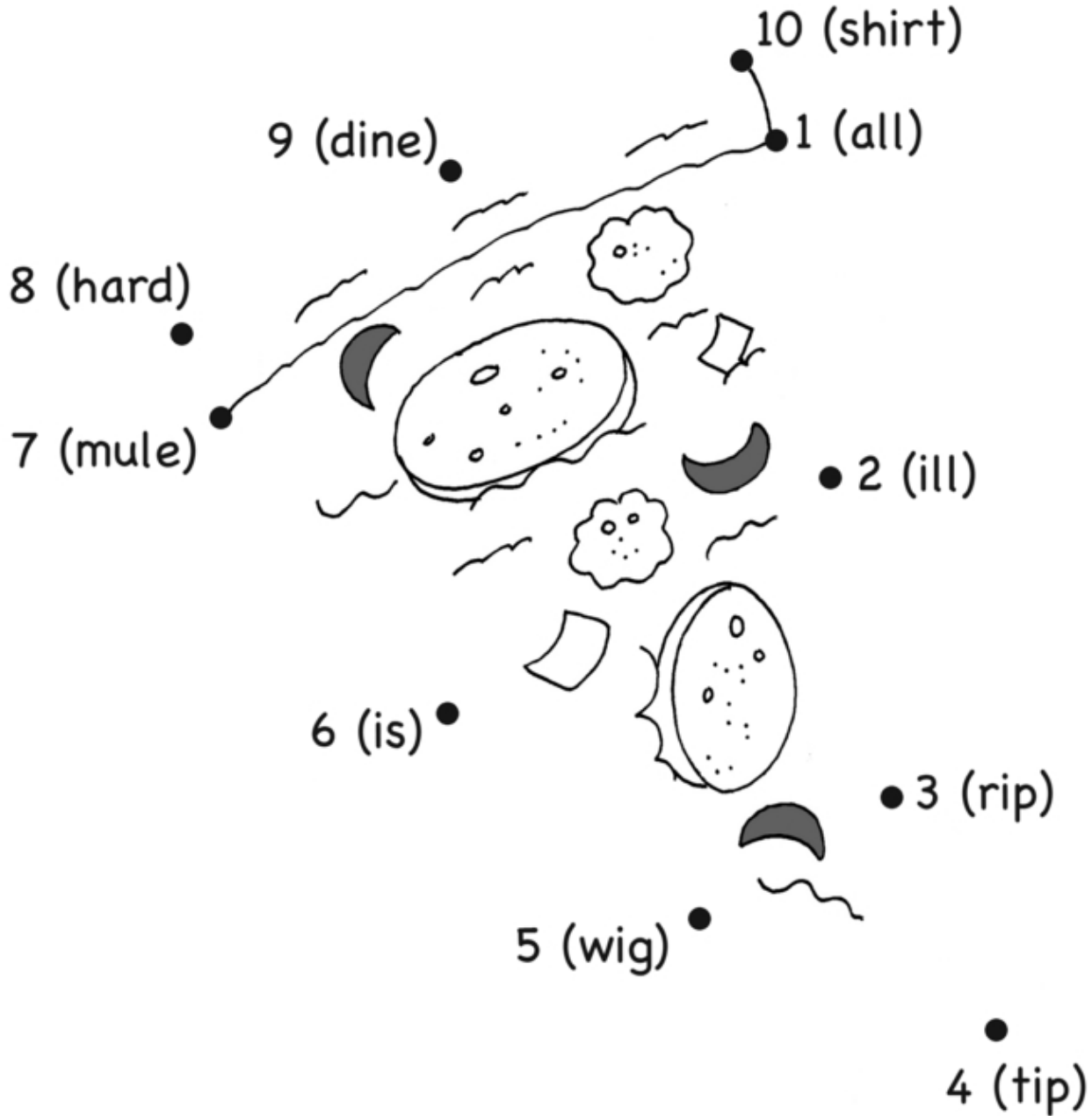
_____ four _____

Name _____



Bee Says... CONNECT

Here are your spelling words! Read and say each. Then connect their dots in numbered order to make something.



Name _____



Bee Says... FOLLOW

Look at the word list in Bear's thought bubble. Follow that same list (in the same order) through the maze to lead him to the honey.

all ill rip tip
wig is
mule hard dine shirt



The maze contains the following words in various orientations and positions:

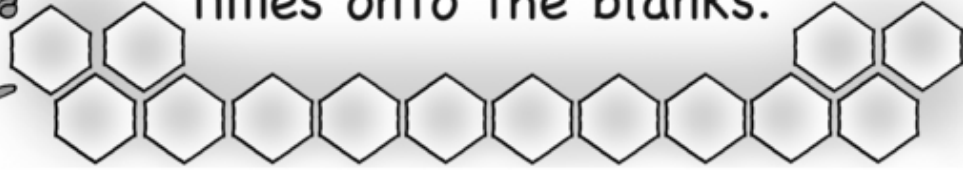
- all (top right)
- ill (middle right)
- hard (top middle)
- dine (top middle)
- tip (middle left)
- rip (middle left)
- wig (middle left)
- is (middle left)
- tip (middle left)
- rip (middle left)
- shirt (middle right)
- wig (middle right)
- dine (bottom middle)
- mule (bottom middle)
- dine (bottom middle)
- is (bottom middle)
- hard (bottom middle)

A jar of honey is located at the end of the maze, with an arrow pointing to it from the word 'shirt'.

Name _____



Bee Says... **WRITE**
Write each word below four
times onto the blanks.




all

ill


rip

tip



wig

is



mule

hard

dine

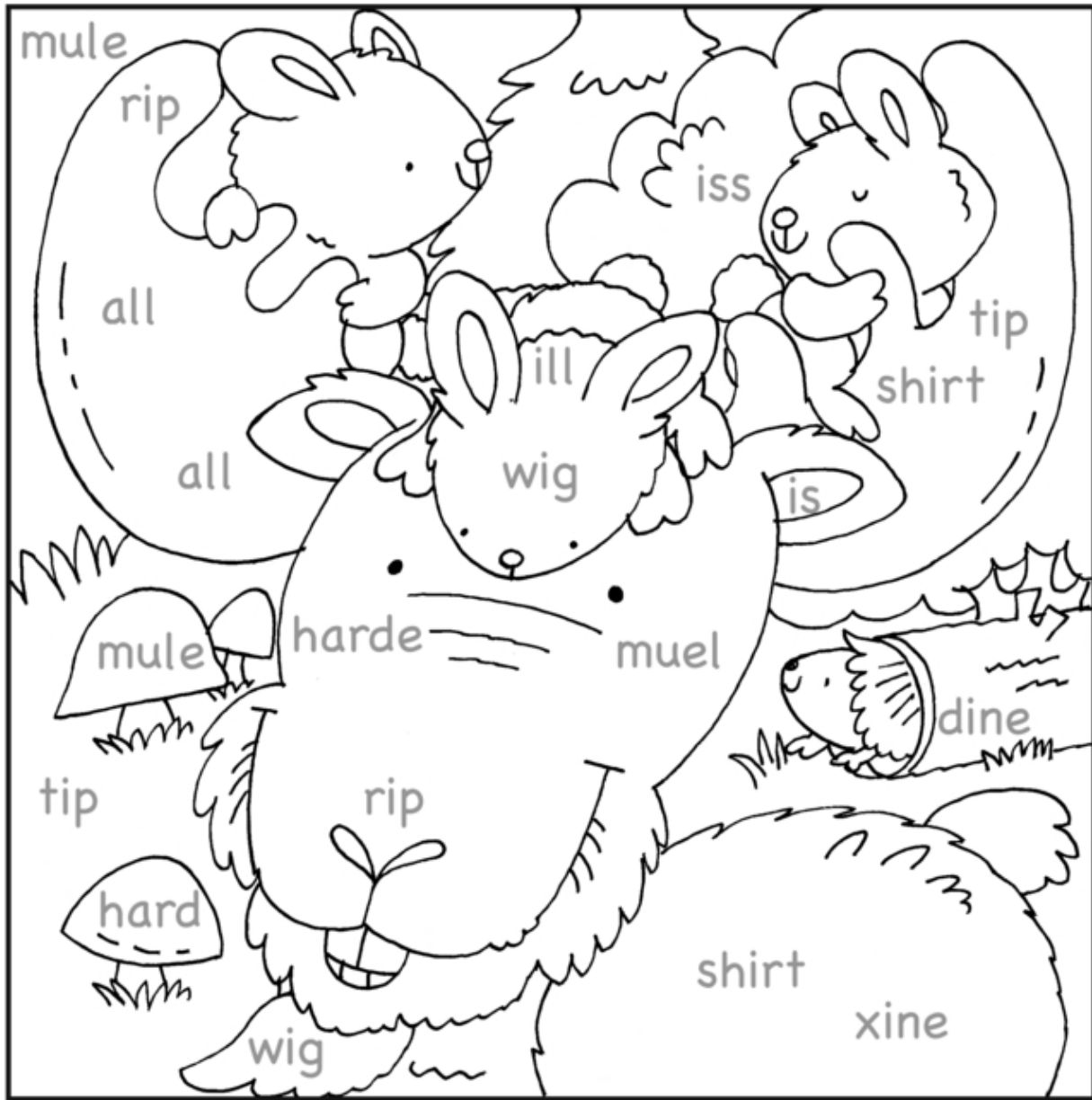
shirt

Name _____



Bee Says... RECOGNIZE

There are twenty gray words in this scene. Circle each that is spelled correctly. Draw a line through each that is spelled incorrectly.



Name _____



Bee Says... SPELL
It's time for you to spell your words!
As your teacher says them, write
them onto the blank lines.

A large, stylized illustration of a bee's body, oriented vertically. Inside the body, there are ten numbered blank lines for writing, ranging from 1. to 10. The bee's head is at the top, and its legs and wings are at the bottom. There are also several smaller cartoon bees flying around the main bee body, with dashed lines indicating their paths.

short a and long a

hand

train

has

waves

cactus

chat

bath

sack

slant

played

happy

volcano

baby

class

ice skate

cap

always

basket

sat

tag

than

land

grapes

grape

snail

plane

chase

Name: _____

Week of March 9
First Grade



going

f g o i n i b g k n m **g o i n g** c z x

noon

s o o k j n o o i n b n p n o o n n c




gave

g v v z a p a c s v g a v e e g a v i

game

g u y m e d j t i g a m e m k h f s g



paint

a g y p a i n t l p h t w p i a n t i

nut

n t n y w n u t c t n u u h t n a r e



straw

j t s t r a w r t s t r r a w k t x w

send

e s e n d x e s e h n n n w d p n e t

river

j r u v e r n r i v e r b r y e z i e

plus

p l u s j q v l p e w k g p n p l u e

of

q j b y o w f e o f o o d f o h v k m

Name: _____

Week of March 9
First Grade

Circle the spelling words.

gave of send river game noon plus going nut straw paint

gave river game straw of paint noon going plus paint send

send of game straw send send going paint noon paint plus

p t o i z e a
a s p v h f t
i g t l h v i
n p k v u g h
t p h a d a p
p s v o h v n
g i a p k e p

Word Bank
gave paint

s o f i l r s
t a t h r u v
r l d v r e l
a q s q s q r
w w y a p u l
l k r p l u s
h o w o p t r

Word Bank
straw plus

p o s s o l u
e f a o v o o
c s e u z d a
f n v f m n z
s s e n d k s
d t d f z k s
d s s n e j o

Word Bank
of send

Write the words into the boxes.

send • game • noon • of • river • straw • going • gave
paint

--	--	--	--	--

--	--

--	--	--	--	--

--	--	--	--

--	--	--	--

--	--	--	--	--

--	--	--	--	--

--	--	--	--

--	--	--	--

Name: _____

Week of March 9
First Grade

Circle the word spelled correctly. Cross out the misspelled word.

1. nuon

noon

2. river

rivir

3. nut

nutt

4. sed

send

5. gae

gave

6. of

ef

Fill in the missing vowels.

gave • plus • send • paint • noon • of

p ____ nt

pl ____ s

n ____ n

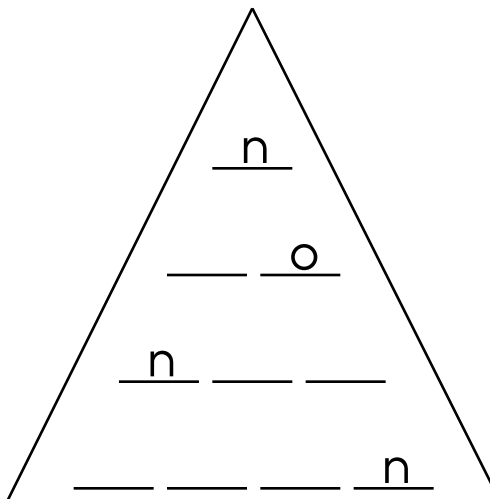
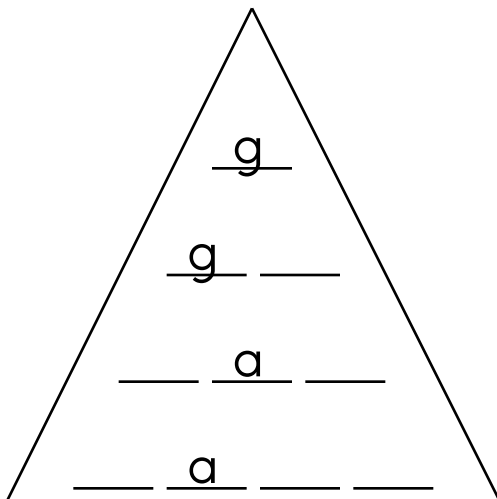
s ____ nd

g ____ v ____

____ f

Finish each spelling pyramid.

game • noon



Name: _____

Week of March 9
First Grade

a v s e n d p e n u t u
n g a v e p n w p o s g
g n t u i p l u s f g s
a e a r p u n t u r g u
m a m n o o n m n p t z
e f e t s t r a w a g n
e e v o i i g p t i o m
u m g r c r p r f n w p
f e n r i v e r f t n i



straw



plus
river
game



gave



nut
of



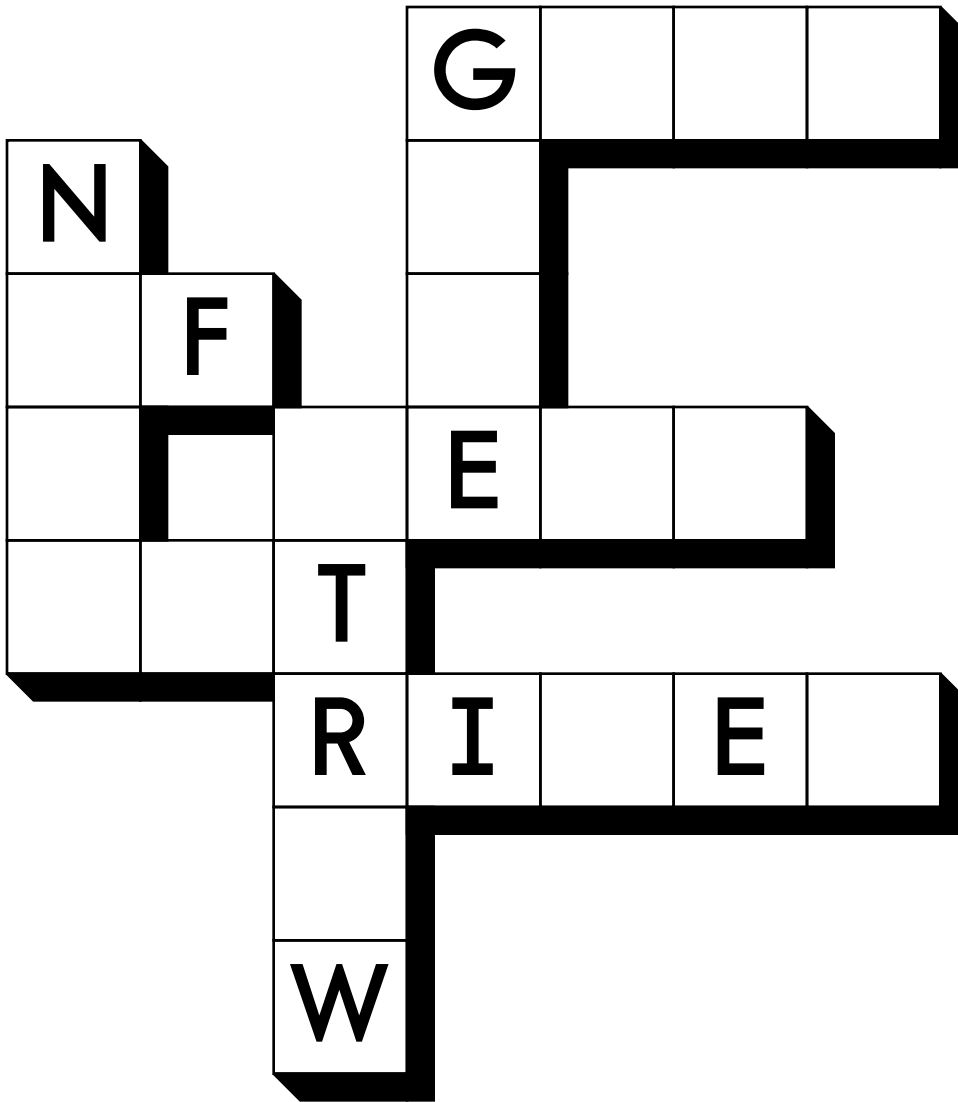
paint ↓

send
noon

Name: _____

NOON • OF • GAME • SEND • STRAW • NUT • GAVE • RIVER

Write each word into the puzzle.



Name: _____

Math Word Play

<p>N W E U B E R Q U A R T E R E W V N C S T A B O E B G M E W C O S V E P N M Y R L E Z M O E Y S E Y E S O R T O P S A T Y U R Y A N W B E M C T N R N S L O W O N E N E T K N H C N N O S B M Y R R S R S V E H N V N E X T L A E G R O U P R R</p> <div style="border: 1px solid black; padding: 5px; margin-top: 10px;"> <p>ANSWER • NEXT • QUARTER SLOW • SORT • PENNY • BLOCKS MARCH • GROUP</p> </div>	<p>F R C O O D D N U M B E R A H F M L F A L S E I I L H O R S I M O E Q Q U S L F O L R N F V A S Q O E H C L O C O O S S E P E T L D O R S U K U L L L T U R P O O U S L R S Y L F I S P P U L R R D K T F R P O D R P E K A K X D V H L R D I E</p> <div style="border: 1px solid black; padding: 5px; margin-top: 10px;"> <p>BLOCKS • FOURTH • CLOSER • ROLL FIVE • SLIDE • FALSE • MAP ODDNUMBER • HOUR</p> </div>
---	--

Spell the missing numbers.

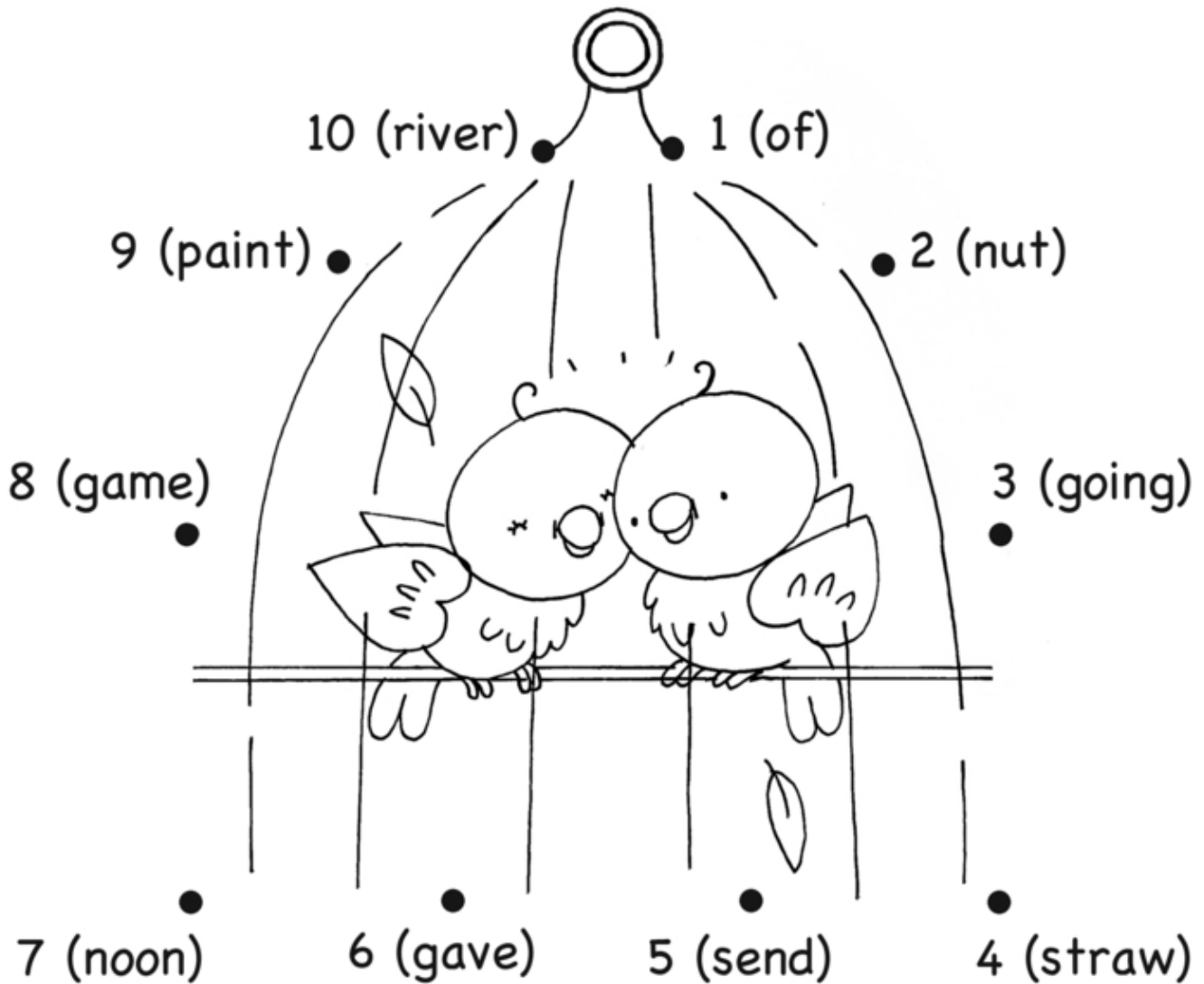
<p style="text-align: right; margin-right: 20px;">+1</p> <p style="text-align: center;">_____ seven _____</p>	<p style="text-align: center;">_____ eight _____</p>
<p style="text-align: right; margin-right: 20px;">+1</p> <p style="text-align: center;">_____ two _____</p>	<p style="text-align: center;">_____</p>
<p style="text-align: right; margin-right: 20px;">+1</p> <p style="text-align: center;">_____ one _____</p>	<p style="text-align: center;">_____</p>
<p style="text-align: right; margin-right: 20px;">+1</p> <p style="text-align: center;">_____ three _____</p>	<p style="text-align: center;">_____</p>
<p style="text-align: right; margin-right: 20px;">+1</p> <p style="text-align: center;">_____ five _____</p>	<p style="text-align: center;">_____</p>

Name _____



Bee Says... CONNECT

Here are your spelling words! Read and say each. Then connect their dots in numbered order to make something.



Name _____



Bee Says... FOLLOW

Look at the word list in Bear's thought bubble. Follow that same list (in the same order) through the maze to lead him to the honey.

of nut going straw
send gave
noon game paint river

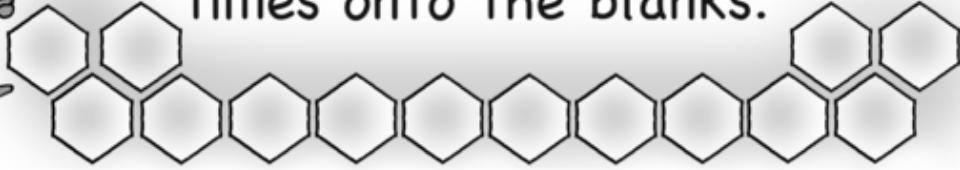


of
nut
going
straw
send
gave
noon
game
paint
river

Name _____



Bee Says... **WRITE**
Write each word below four times onto the blanks.




of

nut

going


straw

_____	_____	_____	_____
_____	_____	_____	_____
_____	_____	_____	_____
_____	_____	_____	_____



send

gave



noon

game

paint

river

_____	_____	_____	_____
_____	_____	_____	_____
_____	_____	_____	_____
_____	_____	_____	_____

Name _____



Bee Says... **RECOGNIZE**
There are twenty gray words in this scene. Circle each that is spelled correctly. Draw a line through each that is spelled incorrectly.



Name _____



Bee Says... SPELL
It's time for you to spell your words!
As your teacher says them, write
them onto the blank lines.

A large, stylized illustration of a bee's body, oriented vertically. Inside the body, there are ten horizontal lines, each preceded by a number from 1 to 10. The bee has a stinger at the bottom, wings on the sides, and antennae at the top. There are also smaller cartoon bees flying around the main bee body, with dashed lines indicating their paths.

Name: _____

below • funny • although • on • clock • problem • cousin • cone
 everybody • odd • jolly • shut • low • roses • know

word has the sound of o like in drop	word has the sound of o like in bones	does not fit
_____	_____	_____
_____	_____	_____
_____	_____	_____
_____	_____	_____
_____	_____	_____
_____	_____	_____

Help! Some of the words from this page and the previous page are written like they sound. Can you figure out the real spelling of these words? Good luck.

ōd odd _____

lō _____

fuhnē _____

awlthō _____

kōn _____

jōlē _____

ōn _____

shuht _____

nō _____

klōk _____

kuhzuhn _____

rōzihz _____

ō kōz → cause	oo choo → chew	ā kāk → cake
ē fēt → feet	ī īs → ice	ō bōt → boat
ū kūt → cute		

Name: _____

plan • pot • spot • rock • fog • cannot • cone • those • popcorn
 odor • blast • o'clock • goes • know • coast • open • told • slant
 stopped • grabbed

word has the sound of o like in drop	word has the sound of o like in coat	does not fit

Help! Some of the words from this page and the previous page are written like they sound. Can you figure out the real spelling of these words? Good luck.

slant slant _____

stōpt _____

pōt _____

thōz _____

tōld _____

kōn _____


ōpuhn _____

kōst _____

ō kōz → cause	oo choo → chew	ā kāk → cake
ē fēt → feet	ī īs → ice	ō bōt → boat
ū kūt → cute		

Name: _____

Week of March 16
First Grade



baby

s m k b b a y b b x d c a e **b a b y** r

mix m i x k d m i x w f g q u e o m i k s



foot

t t b f o o t t o f o o t t w o t x c

sank y u k f m k r t s e n k n s a s a n k



ride

w r r x r r i d f e r r i d e z v l e

bunny q b u n n e y b u n n y c n n g v y u

outside t o u s i d e t o u t s i d e i l c u

fix f i x o x m g h t e i f i h k q j a v

last z a l a a s t y q w m g l l a s t t r

hour r r u m h o u r o u o o h h o u r e u

used d u u s e d f e d r a s e d d s s u q

truck k t r u c k c r u u t c c u t r c u k

Name: _____

Week of March 16
First Grade

Circle the spelling words.

fixbabysankhourtrucklastmixridebunnyoutsidefootlast
ridefootlastbabylastfixbunnytruckusedhouroutsidefix
bunnyfixrideridelasttruckbabybabyoutsidelastmixfoot

r e b e r a y
m r h i i r n
s r r e s i i
s e e s u d e
z d d e s e z
s k s z e s e
s w i f d u r

Word Bank
ride used

k d m b a b y
j o v a o e k
g y f y i f a
t i o a y g y
h z o o f y o
o a t n a o u
o a b b o a y

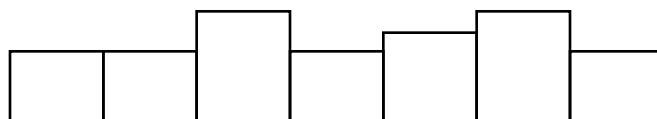
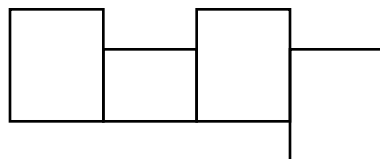

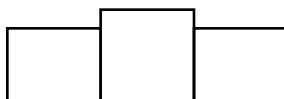
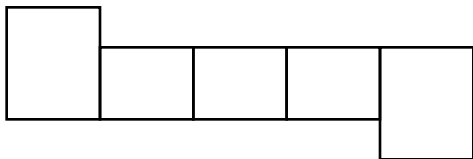
Word Bank
foot baby

d p s m l l u
n n a p g y k
f f n f n c x
k i k x v n a
k x i n j a y
q n j n m n k
s d e l a n a

Word Bank
fix sank

Write the words into the boxes.

mix • used • truck • foot • outside • baby • bunny • sank



Name: _____

Week of March 16
First Grade

Circle the word spelled correctly. Cross out the misspelled word.

1. last

laast

2. mixx

mix

3. buny

bunny

4. outsi

outside

5. ride

ried

6. fix

fixx

Fill in the missing vowels.

ride • outside • foot • bunny • baby • sank

r ____ d ____

b ____ by

f ____ ____ t

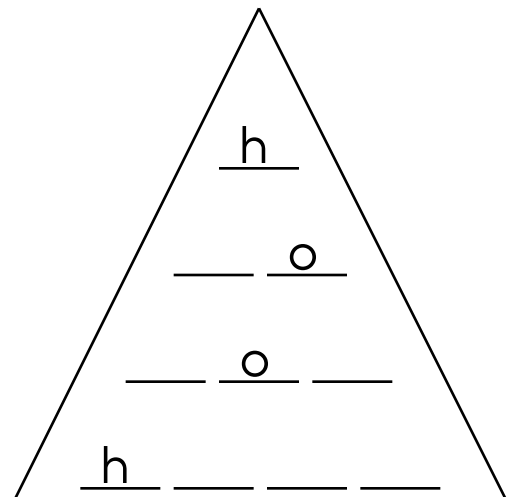
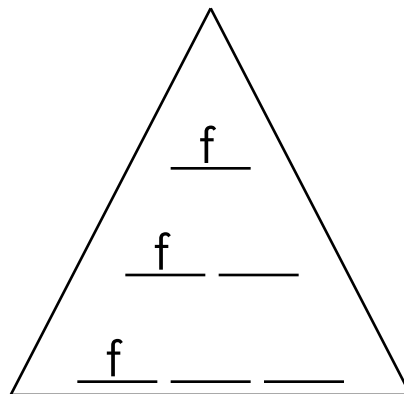
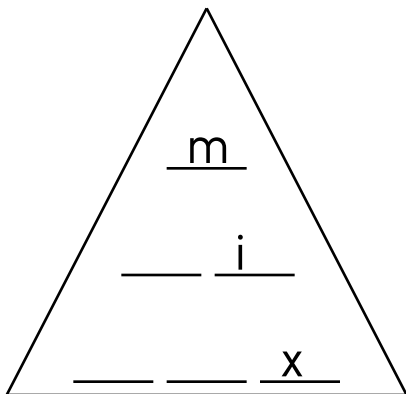
b ____ nny

____ ____ ts ____ d ____

s ____ nk

Finish each spelling pyramid.

mix • fix • hour



Name: _____

Week of March 16
First Grade

l r i d e x e e e f s s
a s b a b y z u y i r c
s n o r b t u l n x f o
t h v u i i r u a n o a
t o r a n u y o i e n d
u u o i f o o t t o e z
p r b u m b u n n y r y
b i o i o a o t e o s o
o u t s i d e u o t u v
s a n k s b o i u s e d



foot




hour
used
bunny



ride



outside
fix



baby




sank
last

Name: _____

TRUCK • USED • FOOT • RIDE • MIX • SANK • FIX

Write each word into the puzzle.



Name: _____

Math Word Play

<p>P U E T C I N M S W L I N L T G S T E T H I N M O O E L A L S U E I L I N E T R N A T U L G S O M E T I M E S G T L E G I A Y A U G U S T T E G N T N N C E N T W E R L L R N T G T T O A L W A Y S N E A P R I L S J L O N G E S T R A T U T L</p> <div style="border: 1px solid black; padding: 5px; margin-top: 10px;"> <p>LINE • ALWAYS • AUGUST APRIL • SOMETIMES • LONGEST LONGER • THIN • CENT</p> </div>	<p>L K S E O C T O B E R R U T R E E R E P U E R O P L R S R E A O C L O C K O N P L R H T O S E V E N N U M B E R G O T N T R I G H T E H K N C N R R H B K H N L E N G T H C E T L E C O L O R L G R O U P O E H E C T T B C O L U P O B R R H B</p> <div style="border: 1px solid black; padding: 5px; margin-top: 10px;"> <p>EVENNUMBER • GROUP • RIGHT OCTOBER • CLOCK • LENGTH SHORTER • TOP • LEAST • COLOR</p> </div>
--	--

Spell the missing numbers.

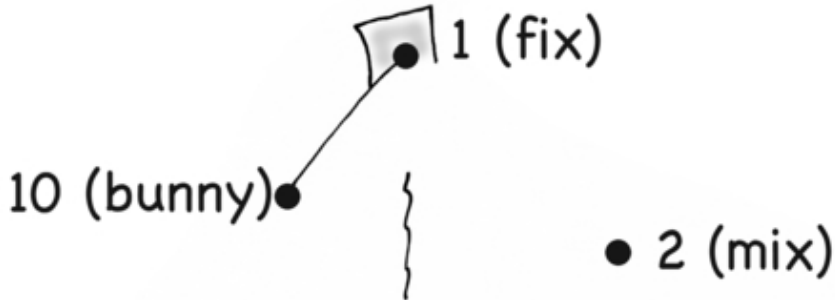
<p style="text-align: right; margin-right: 20px;">+1</p> <p style="text-align: center;">_____ seven _____</p>	<p style="text-align: center;">_____ eight _____</p>
<p style="text-align: right; margin-right: 20px;">+1</p> <p style="text-align: center;">_____ five _____</p>	<p style="text-align: center;">_____</p>
<p style="text-align: right; margin-right: 20px;">+1</p> <p style="text-align: center;">_____ nine _____</p>	<p style="text-align: center;">_____</p>
<p style="text-align: right; margin-right: 20px;">+1</p> <p style="text-align: center;">_____ eight _____</p>	<p style="text-align: center;">_____</p>
<p style="text-align: right; margin-right: 20px;">+1</p> <p style="text-align: center;">_____ four _____</p>	<p style="text-align: center;">_____</p>

Name _____

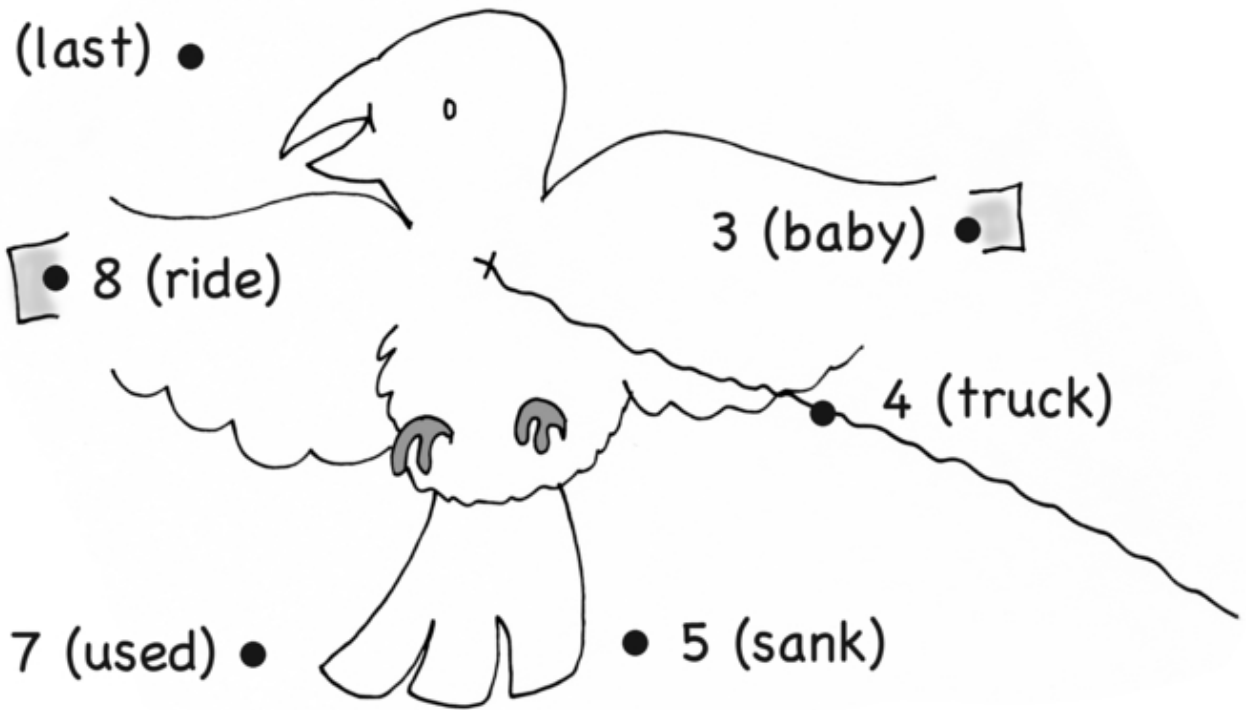


Bee Says... CONNECT

Here are your spelling words! Read and say each. Then connect their dots in numbered order to make something.



9 (last) ●



● 6 (foot)

Name _____



Bee Says... FOLLOW

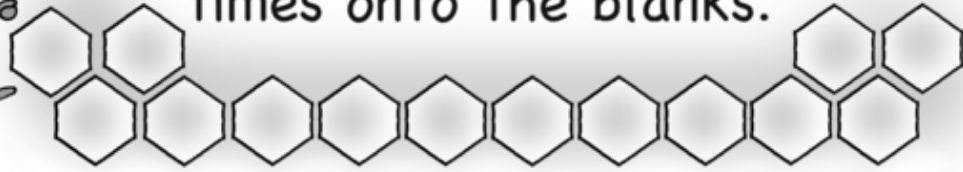
Look at the word list in Bear's thought bubble. Follow that same list (in the same order) through the maze to lead him to the honey.



Name _____



Bee Says... **WRITE**
Write each word below four
times onto the blanks.




fix

mix


baby

truck



sank

foot



used

ride

last


bunny

Name _____



Bee Says... RECOGNIZE

There are twenty gray words in this scene. Circle each that is spelled correctly. Draw a line through each that is spelled incorrectly.



Name _____



Bee Says... SPELL
It's time for you to spell your words!
As your teacher says them, write
them onto the blank lines.

A large, stylized bee body shape, shaded in grey, with a small stem at the top and two leaves at the bottom. Inside the body, there are ten numbered blank lines for writing, numbered 1 through 10. The lines are horizontal and extend across the width of the bee body. There are also several smaller cartoon bees flying around the main bee body, with dashed lines indicating their paths.

short u and long u

unicorn

dew

doing

drums

pool

bedroom

cube

tune

to

rub

do

done

alarm

funny

soon

broom

moon

pizza

new

rude

koala

walrus

tongue

club


trust

lion

plum

Name: _____

Week of March 23
First Grade



nest

r a n e w s t d n u n e **n e s t** v t n

shake

j h s h o y k n s f a s h a k e h q s



girl

h g t r r k g i r l e w q v i g i r l

more

m e r o o q m o r e m m m i r u r e m



mask

m a k s e t q a m a s k m s l n v k z

unit

u n t u n i t n c u t d r u w v u p t



tree

e z t r e e p t d x e t u o t r a e b

bend

v n t b d b b n d b e n d b e h n d d

time

p e m t e t i m e m e t q t j t i e m

being

b n g b i b e i g h w v g b e i n g i

make

p k e m m a k k e m m a k e h k k a e

rule

u r h r r u l e k q z r u l k e l r t

Name: _____

Week of March 23
First Grade

Circle the spelling words.

rule timetree makemask unitmore girlbeing bendshake
rule bendgirl beingunit tree shake timeshakemaskmore
unitmask being bendmask shakeunitmore girltime more

e a b t m u r
g r s r x s m
m m u e k r u
t a k e k r q
k s r g d f a
z k f e g z g
i e k g k z m

Word Bank
mask tree

t e n u s t h
k h e s r z c
s n r d l g g
k b p d n e e
n e s f e p i
n n z s s z u
b d o c t h n

Word Bank
nest bend

v u u v e h c
f i i o t t t
u t m h w e i
n e i i t i m
i i n n x r e
t t t q m e a
u r h f g j i

Word Bank
unit time

Write the words into the boxes.

more • tree • shake • make • unit • time • nest • girl • bend

--	--	--	--

--	--	--	--

--	--	--	--

--	--	--	--

--	--	--	--

--	--	--	--

--	--	--	--

--	--	--	--

--	--	--	--	--

Name: _____

Week of March 23
First Grade

Circle the word spelled correctly. Cross out the misspelled word.

1. rule

rolu

2. unit

unitt

3. more

mori

4. nest

neest

5. sheke

shake

6. timme

time

Fill in the missing vowels.

time • more • shake • bend • tree • unit

b ____ nd

tr ____ ____

m ____ r ____

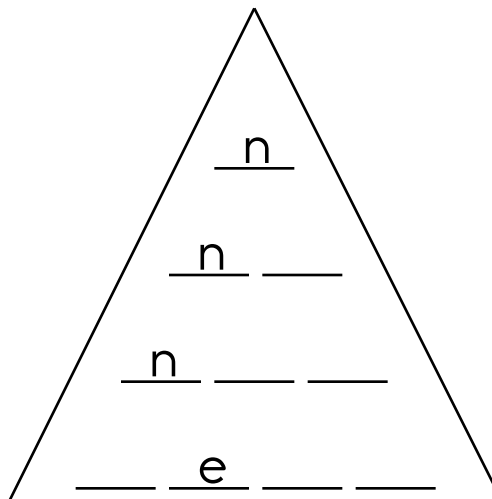
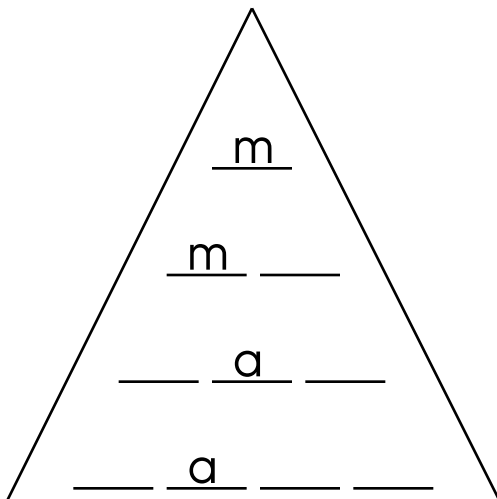
____ n ____ t

sh ____ k ____

t ____ m ____

Finish each spelling pyramid.


mask • nest



Name: _____

Week of March 23
First Grade

e s l a k p n r e e n e
e r k k e g e i t i m e
b e n d t i m i k e t e
m d m e m r s k n e k e
a f o n a l n s n s e a
k b r r s n e e r h t t
e e e e k g s u r a k i
e i n i e q t o i k u e
r n m s a u n i t e s i
d g n e g o e n k k u g



nest ↓



girl ↓



mask ↓

time
being
more

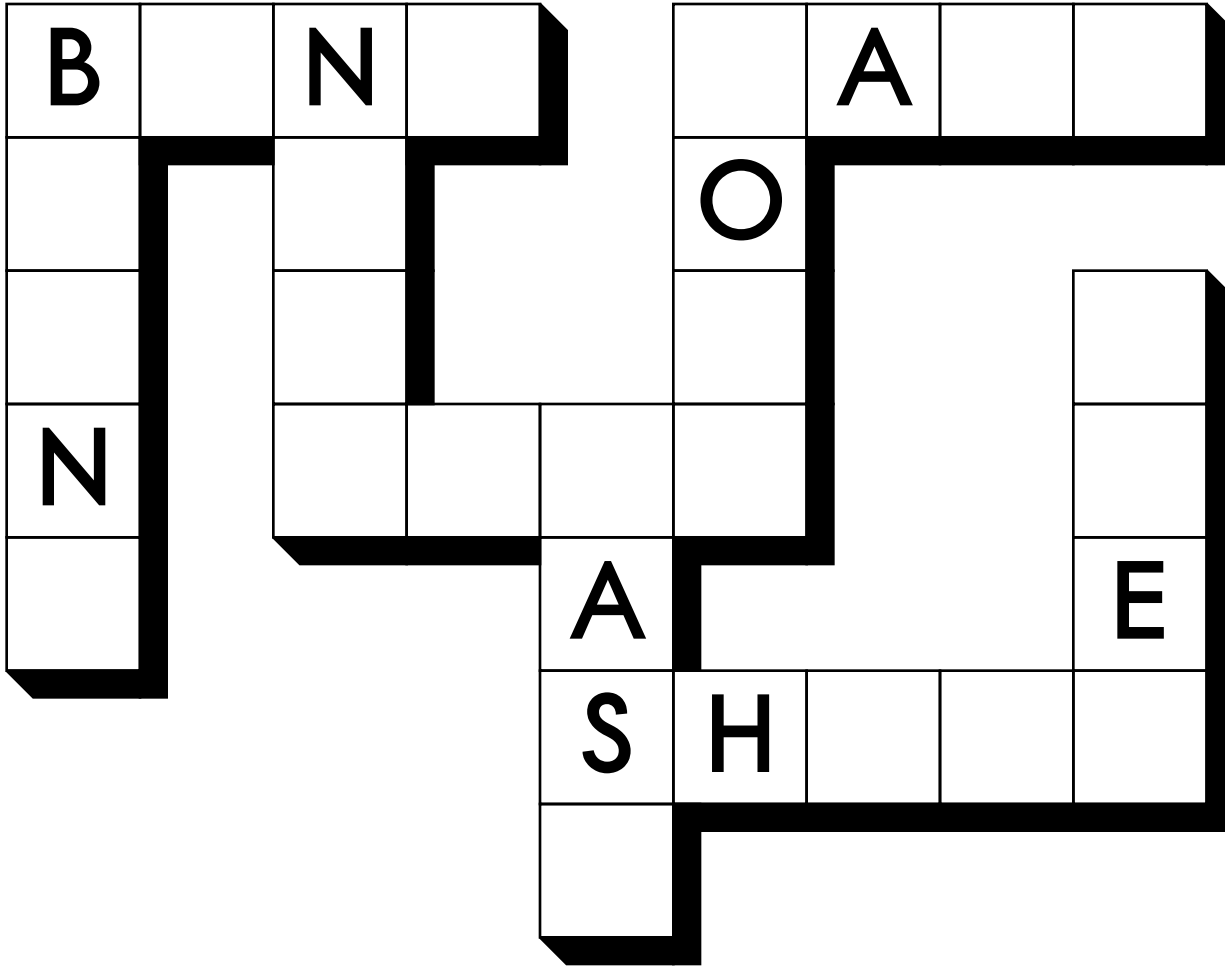
bend
unit

make
shake

Name: _____

BEND • TIME • NEST • MORE • TREE • SHAKE • MASK • MAKE
BEING

Write each word into the puzzle.



Name: _____

Math Word Play

B E S S M A L L E R B F S H M
 E O A T T F E E M U A N A U N
 E U D M O I P M H U S B M N S
 B T N P R R U L R S A T E D J
 L S L L Y S M O O S O B E R O
 P I E U N T A L W E T V E E A
 X D D S W D K U E E T R N D D
 D E S E P T E M B E R L R S Y

ROW • MAKE • FIRST • SMALLER
 SAME • OUTSIDE • SEPTEMBER • PLUS
 HUNDREDS

B U O O I C U B E R E W U E D
 T E F U F U F O U R T H G T O
 U L R M V T T R C G R U R A A
 H E U H E I G H T V M E O T R
 R N O V E R E U U U E I U B I
 T G Q U A R T E R P U G P E P
 P T N J R H U N I T T H X T N
 M H U H M A P G E H P T F F I

OVER • HEIGHT • FOURTH • UNIT
 CUBE • QUARTER • LENGTH • GROUP
 EIGHT • MAP

Spell the missing numbers.

+1

two

three

+1

six

+1

ten

+1

five

+1

eight

Name _____



Bee Says... CONNECT

Here are your spelling words! Read and say each. Then connect their dots in numbered order to make something.

2 (being) ●

● 3 (nest)

1 (time)

4 (make) ●

10 (shake) ●

5 (mask) ●


9 (tree) ●

6 (girl) ●

7 (bend) ●

8 (more) ●

©edHelper



Name _____



Bee Says... FOLLOW

Look at the word list in Bear's thought bubble. Follow that same list (in the same order) through the maze to lead him to the honey.

time being nest make
mask girl
bend more tree shake



time being nest make
mask girl
bend more tree shake

time

make being

being

shake

tree

make

nest nest

more

girl

bend mask

make

girl

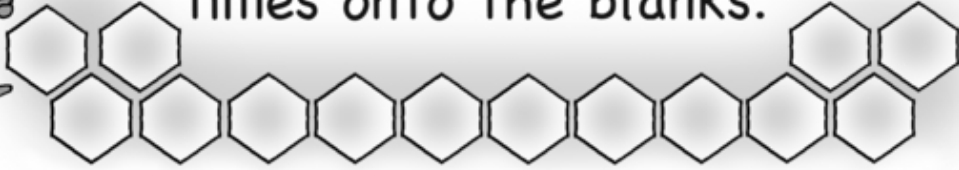
bend shake shake

Honey

Name _____



Bee Says... **WRITE**
Write each word below four
times onto the blanks.




time

being


nest

make



mask

girl



bend

more

tree

shake

Name _____



Bee Says... RECOGNIZE

There are twenty gray words in this scene. Circle each that is spelled correctly. Draw a line through each that is spelled incorrectly.



Name _____



Bee Says... SPELL
It's time for you to spell your words!
As your teacher says them, write
them onto the blank lines.

A large, stylized illustration of a bee's body, oriented vertically. Inside the body, there are ten numbered blank lines for writing, ranging from 1. to 10. The bee's head is at the top, and its legs and wings are at the bottom. There are also several smaller cartoon bees flying around the main bee body, with dashed lines indicating their paths.

Name: _____

usually • school • nephew • rust • pool • fearful • make • way
 another • must • funniest • grew • chocolate • into • cane

word has the sound of u like in rug	word has the sound of u like in goose	does not fit
_____	_____	_____
_____	_____	_____
_____	_____	_____
_____	_____	_____
_____	_____	_____
_____	_____	_____

Help! Some of the words from this page and the previous page are written like they sound. Can you figure out the real spelling of these words? Good luck.

pool pool _____

groo _____

māk _____

ruhst _____

skool _____

uhnuthur _____

fuhnēuhst _____

fihrfuhl _____

muhst _____

ihntoo _____

wā _____

kān _____

ō kōz → cause

oo choo → chew

ā kāk → cake

ē fēt → feet

ī īs → ice

ō bōt → boat

ū kūt → cute

Name: _____

unknown • stone • used • two • move • unwrap • bones • use
 tube • pool • note • fuel • jump • crude • something • ropes
 against • truck • rub • but

word has the sound of u like in stool	word has the sound of u like in duck	does not fit


Help! Some of the words from this page and the previous page are written like they sound. Can you figure out the real spelling of these words? Good luck.

nōt _____	note	bōnz _____
moov _____		uhnnōn _____
buht _____		ūs _____
ruhb _____		krood _____

ō kōz → cause	oo choo → chew	ā kāk → cake
ē fēt → feet	ī īs → ice	ō bōt → boat
ū kūt → cute		

Name: _____

Week of March 30
First Grade



shark

g p **s h a r k** k k k s h o r k k h h k

these

h e a h e p t h i e s e o t h e s e t

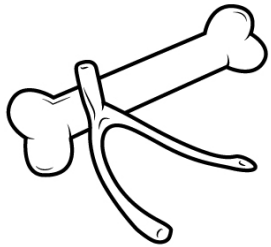


find

o i b f i n d d f u i n d f i w c d n

would

o w o u d l w o u l d i o l x e u g q




bones

m o o b o n e s s e n d s e b o n e s

longer

g j i l o n g t e r m l o n g e r o r



swing

s w i h g g s s w i n g w r d n g z l

fort

v b f u r t t x o f o r t r d t o y j

does

s d d o e s d e o s d o e s o e i o s

greater

j g r e t a e r g r e a t e r a r h v

still

i l i d s t i l l q s l i s t i i l s

kite

i t e p k i i t f g e k v t t k i t e

Name: _____

Week of March 30
First Grade

Circle the spelling words.

stillfortsharkswingwouldfindlongerbonesgreaterdoes
wouldstilldoesfindboneslongerfortthesegreaterwould
stillboneswouldlongerstillwouldfortfortthesefindshark

o o k i t e c
i v k s k w b
o s l d o e s
s k s e l l z
a t i e e q q
l i i g r e c
s e k b s o c

Word Bank
does kite

a w f t u s s
e i h d h s h
y x n i f t t
t d z t i h i
t m e f n e d
d d d e d s e
e s h e v e a

Word Bank
these find

e t b o w j l
t v b o n e s
e e e b e l t
o b a a v y t
f l l n l q s
i s t i l l i
n i g t i b q

Word Bank
still bones

Write the words into the boxes.

these • find • longer • shark • fort • kite • would

--	--	--	--	--	--	--

--	--	--	--	--	--

--	--	--	--	--

--	--	--	--	--

--	--	--	--	--	--

--	--	--	--	--	--

--	--	--	--	--	--

Name: _____

Week of March 30
First Grade

Circle the word spelled correctly. Cross out the misspelled word.

1. fiind

find

2. would

wuold

3. kiti

kite

4. binas

bones

5. shark

shar

6. stil

still

Fill in the missing vowels.

does • greater • still • fort • bones • swing

d ____ s

b ____ n ____ s

f ____ rt

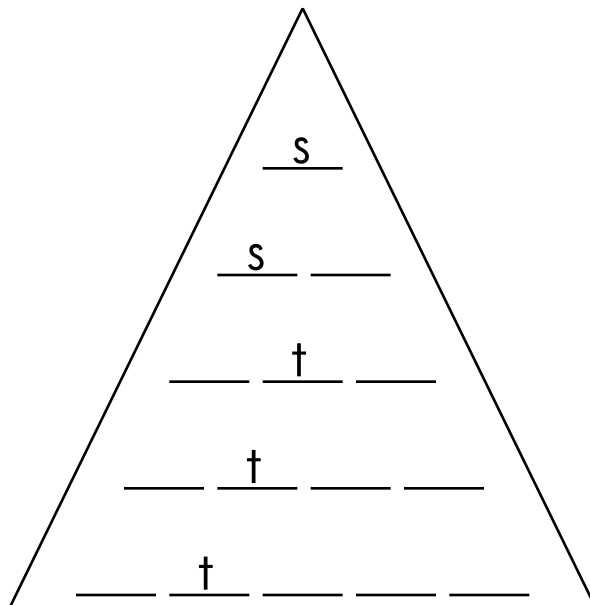
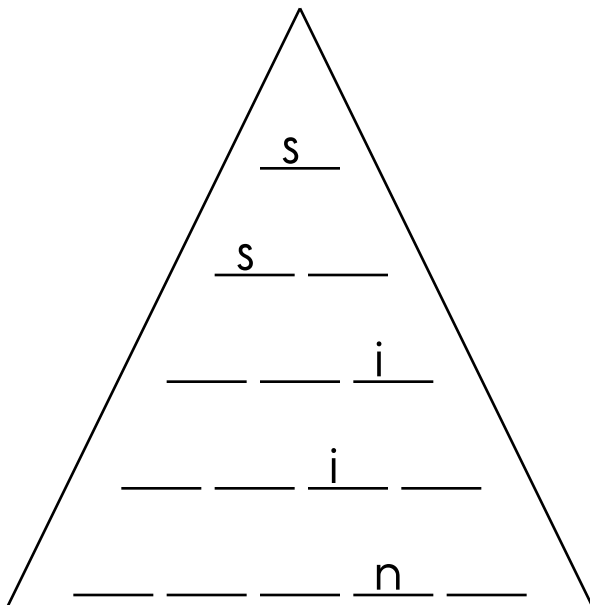
st ____ ll

sw ____ ng

gr ____ t ____ r

Finish each spelling pyramid.

swing • still



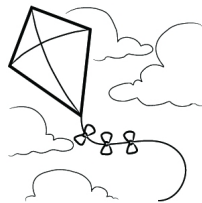
Name: _____

Week of March 30
First Grade

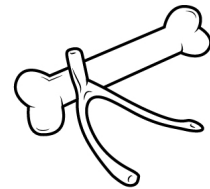
o s g r e a t e r d e s
s a h d o e s t h e s e
l e w f k t e t t n k k
o s o o i s f b o n e s
n g u r t h b a s o e s
g z l t e a k f e p e h
e d d a r r f i w l v r
r o g n w k t n f h s e
f d o t r u i d s k p n



find ↓



kite ↓



bones
→



shark ↓

would
does

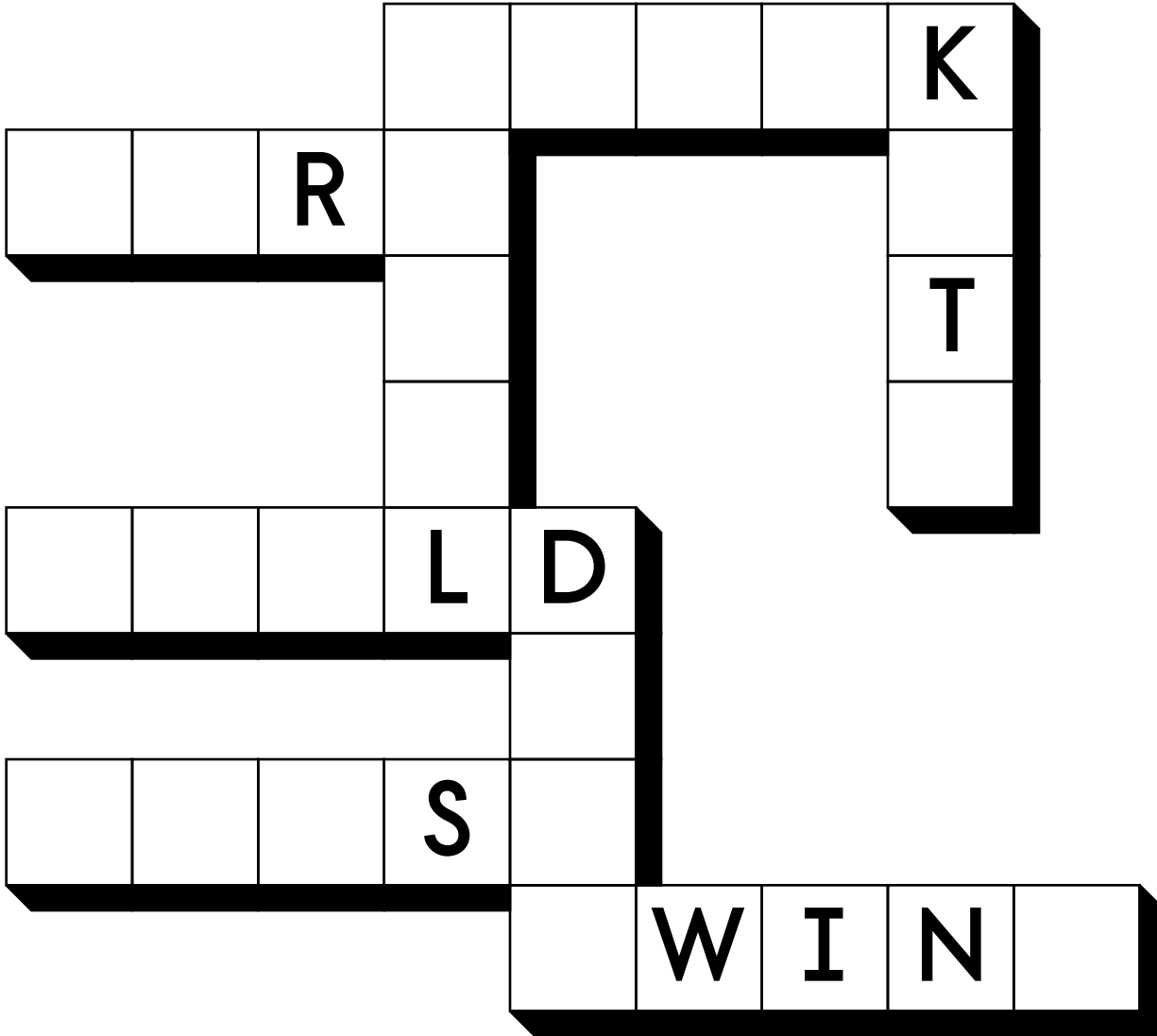
longer
these

fort
greater

Name: _____

THESE • STILL • FORT • DOES • KITE • SHARK • SWING
WOULD

Write each word into the puzzle.



Name: _____

Math Word Play

<p>T E J A N U A R Y T A C F H N D O T U M E J S T R U E A B E A F D A O N E A E E M E L F C A D A N N S J A J A A A S E L H T E D D R F A C U B E E T T O N E S A N I N C R E A S E C Z N F E Y R E A C H A U E Y B N J A N A C H A R T F C D E U</p> <div style="border: 1px solid black; padding: 5px; margin-top: 10px;"> <p>CHART • MONDAY • EACH • CUBE INCREASE • AND • JANUARY • FALSE ONES • TRUE</p> </div>	<p>U N A E S Z L E E E F T T L U U Q B N L I N C R E A S E I N N O E J B A T C Y T R U E N I S E F E A A G O L A T T A E C G E O R F H H C A L O N G J K G L R S B O T T O M N N C E E L R E L O N G E R L E B I M L M C E N T S H A P E S E N E A</p> <div style="border: 1px solid black; padding: 5px; margin-top: 10px;"> <p>BEFORE • BOTTOM • SHAPES CENT • ALONG • LINE • INCREASE TRUE • LONGER • NICKEL</p> </div>
--	---

Spell the missing numbers.


<p style="text-align: right; margin-right: 20px;">+1</p> <p style="text-align: center;">_____ five _____</p>	<p style="text-align: center;">_____ six _____</p>
<p style="text-align: right; margin-right: 20px;">+1</p> <p style="text-align: center;">_____ one _____</p>	<p style="text-align: center;">_____</p>
<p style="text-align: right; margin-right: 20px;">+1</p> <p style="text-align: center;">_____ two _____</p>	<p style="text-align: center;">_____</p>
<p style="text-align: right; margin-right: 20px;">+1</p> <p style="text-align: center;">_____ six _____</p>	<p style="text-align: center;">_____</p>
<p style="text-align: right; margin-right: 20px;">+1</p> <p style="text-align: center;">_____ seven _____</p>	<p style="text-align: center;">_____</p>

Name _____



Bee Says... CONNECT

Here are your spelling words! Read and say each. Then connect their dots in numbered order to make something.



Name _____



Bee Says... FOLLOW

Look at the word list in Bear's thought bubble. Follow that same list (in the same order) through the maze to lead him to the honey.

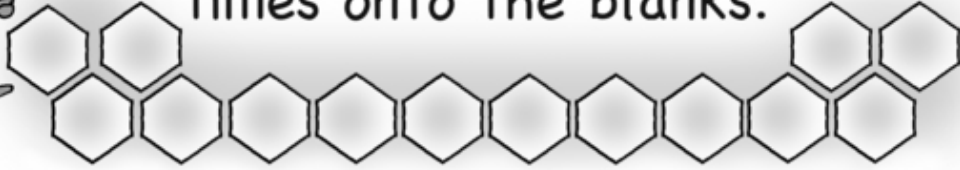
does find shark bones
swing still
kite these would fort

fort does
shark find
find bones
still
would fort swing shark does
kite still kite these
fort does
fort these
find
fort still

Name _____



Bee Says... **WRITE**
Write each word below four
times onto the blanks.




does

find


shark

bones



swing

still



kite

these

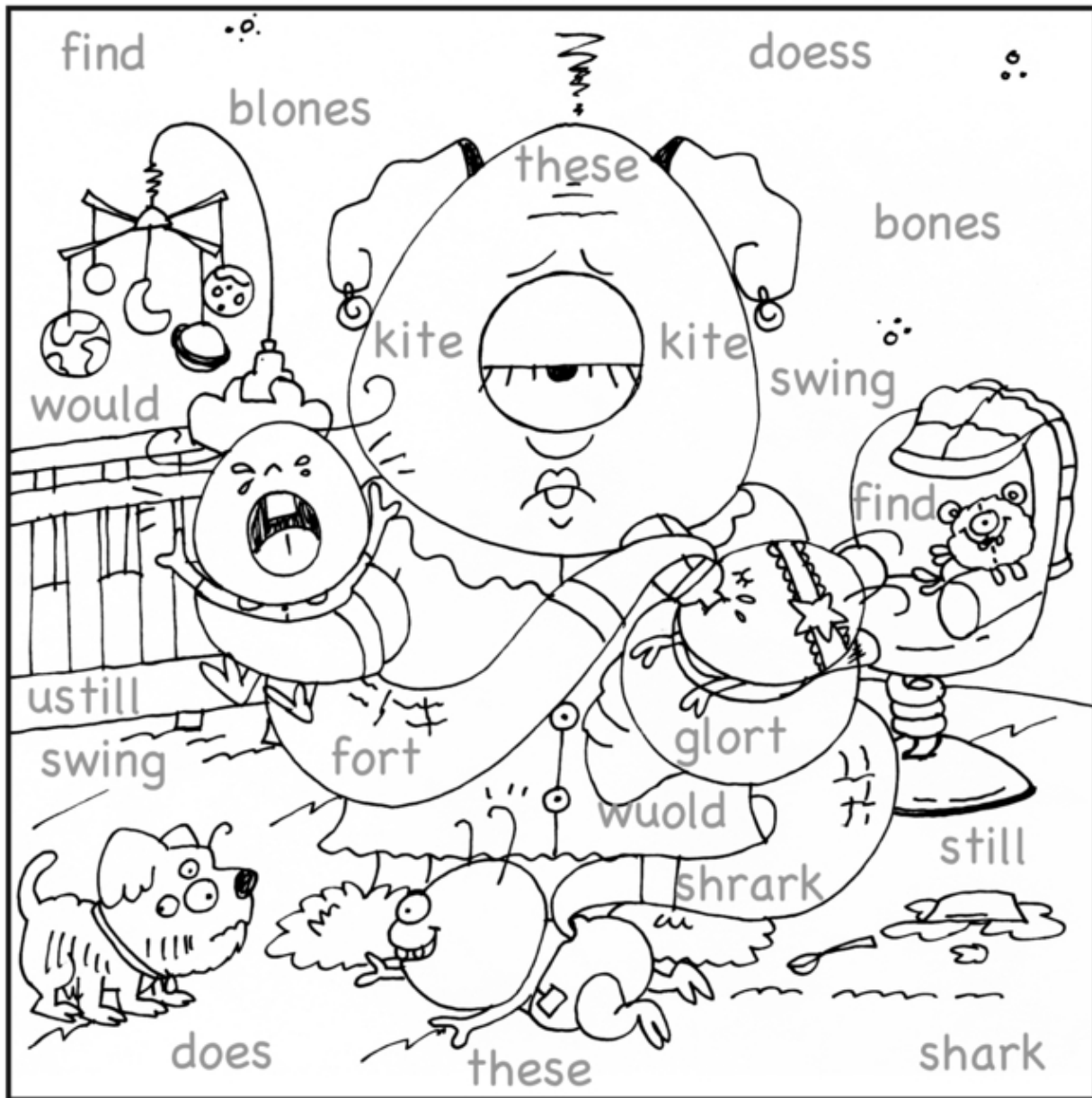
would

fort

Name _____



Bee Says... **RECOGNIZE**
There are twenty gray words in this scene. Circle each that is spelled correctly. Draw a line through each that is spelled incorrectly.



Name _____



Bee Says... SPELL
It's time for you to spell your words!
As your teacher says them, write
them onto the blank lines.

A large, stylized illustration of a bee's body, oriented vertically. Inside the body, there are ten horizontal lines, each preceded by a number from 1 to 10. The bee has antennae at the top, legs at the bottom, and wings on the sides. There are also smaller cartoon bees flying around the main bee body.

short i and long i

tip

write

big

sister

nine

hide

will

bite

unicorn

milk

click

bring

kites

being

drip

lion

fin

bill

dine

sidewalk

mice

spin

into

try

night

bike

drive

