

**EE and EA
vowel team
Mini-Unit
FREEbie!**



**By
Jessica Pelka**

2014©

EE and EA VOWEL TEAMS

In order for children to become proficient readers and writers, phonics instruction is a necessary component in every classroom. The challenge for many teachers is to teach phonics in an embedded, connected, meaningful way. Isolated phonics instruction does not help students become proficient readers and writers. Students must understand how sounds, letters, and words work and practice using these in continuous text.

The Common Core State Standards have 7 areas that teachers focus instruction in English Language Arts: speaking and listening, phonemic awareness, phonics, fluency, comprehension, vocabulary, and writing. One way to ensure phonics instruction is not left in isolation is to teach phonics in each of these 7 areas. This product will help you teach vowel teams in these 7 areas:

- **Vocabulary**
 - New words/phrases from poems
 - Adding new words to sorts that students discover
- **Writing**
 - Writing and Reading Around the Room
 - Adding ee/ea words to poetry
 - High Frequency Activity Books
- **Speaking and Listening**
 - Listening to poems being read orally
 - Listening for fluent reading
 - Reading fluently through poetry (shared reading)
- **Fluency**
 - Fluently reading poems
 - Fluently reading word cards
- **Phonemic Awareness**
 - Listening for EE/EA sound in poetry and picture/word sorts
- **Comprehension**
 - Poetry can be used just as narrative stories are to teach literacy elements (characters, setting, problem, solution, etc)
- **Phonics**
 - Words and picture sorts
 - Poetry
 - High Frequency Words
 - Work/Practice Sheets

Rationale

This product will help kids to build an understanding of how words work by building categories/patterns in their heads and organizing words according to which category a word fits in. These are called word sorts. Word Sorting forces students to 'look closely' at words and notice which pattern a word follows. Most words follow patterns and letting students practice sorting these patterns will help them to apply their knowledge of patterns to other words. Help students think of themselves as word detectives and how detectives must look closely at things to understand them.

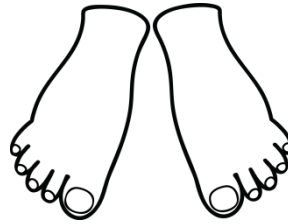
OVERALL GOAL: Phonics instruction is about helping students see how letters and combined letters work together to make the sounds of our language. I suggest starting with teaching the vowel team EE first. Once your students are solid in understanding EE as one sound, then introduce EA. Seeing vowel teams as one sound is EXTREMELY important. Your students must see this as a word part that can't be separated in reading. Evidence of not understanding vowel teams is when kids are trying to read a word with EA and sound the short E and short A sound in the word. They do not see EA/EE as a part. They still see it as single letters in a word. Proficient readers see parts of words rather than letter by letter. If you are seeing this in student's reading then re-teaching or more practice is necessary.

BE PREPARED: Your students will become extremely interested (crazy!) in finding new words that have an EE/EA in them. Be prepared for them to come across words that do not follow this long A sound (head, healthy, great, etc.) This is ok! Children need to understand there are exceptions to every rule. Chart these words somewhere in the classroom and acknowledge them. Even add them to the word sort if you would like. Whatever you do, embrace them! In my classroom, we always called these words THE ODDBALLS or "words that don't play fair." Kids will love this and you can play it up to help kids see the excitement in learning about words.

Picture and Word Cards
for individual sorts



seed




feet




sheep



meet



street




peel



sleep



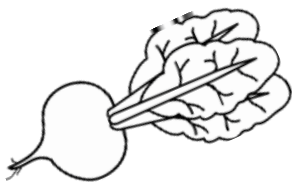
tree




bee



weed




beet



heel

ee like cheese

ee like



Check it!

bee



street



sleep



sheep



feet



tree



weed



meet



peel



beet



seed



heel



How did you do?

Name _____

Check it!

bee



street



sleep



sheep



feet



tree



weed



meet



peel



beet



seed



heel



How did you do?

Name _____

Check it!

bee



street



sleep



sheep



feet



tree



weed



meet



peel



beet



seed



heel



How did you do?

Name _____

Check it!

bee



street



sleep



sheep



feet



tree



weed



meet



peel



beet



seed



heel



How did you do?

Name _____

Little Boy Blue

Little boy blue,
Come blow your horn,
The sheep's in the meadow,
The cow's in the corn.
But where is the boy
Who looks after the sheep?
He's under the haystack,
Fast asleep.




Three Blind Mice

Three blind mice. Three blind mice.

See how they run. See how they run.

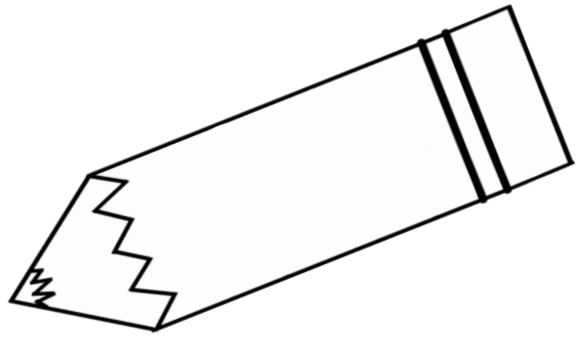
They all ran after the farmer's wife,
Who cut off their tails with a carving knife,
Did you ever see such a sight in your life,
As three blind mice.



Read and Draw

Name _____

Date _____



seed

sleep

peel

meet

tree

weed

bee

sheep

beet

heel

street

feet

I can write

words with ee like in cheese



--	--	--



--	--	--	--




--	--	--	--	--



--	--	--	--




--	--	--	--	--	--



--	--	--	--



--	--	--	--



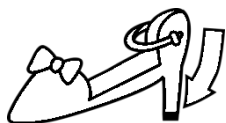
--	--	--	--



--	--	--	--



--	--	--	--



--	--	--	--



--	--	--	--	--

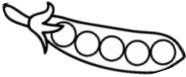







Name _____

Jessica Pelka' Roots and Wings

Date _____

Which one LOOKS Right?

Name _____ Date _____

Think.	ee or ea?	Write it.
	peas pees	
	peal peel	
	teer tear	
	sleap sleep	
	tee tea	
	sheap sheep	
	eegle eagle	
	wead weed	

Thank you for downloading this sample.

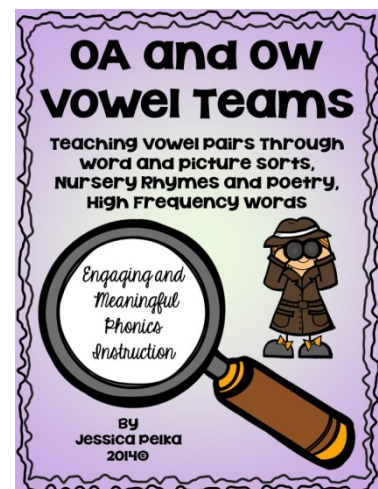

This sample is part of a larger unit dedicated to giving students the practice they need to fully understand and use the vowel team EE and EA in their reading and writing.

Included in the full 146 page unit:

- Background information for the teacher
 - Rationale
 - Learning New Words
 - Gradual Release of Responsibility
 - Lists of EE/EA words
 - Introducing Pocket Chart
 - Types of Sorts
 - Labels for Baggies
 - Organizing for Individual Sorts
 - Using Poetry
 - Read and Write Around the Room
 - Check Points and Assessment information
 - Work/Practice Sheets
 - High Frequency Words
- Sorting cards for the pocket chart (color and black/white)
- Individual sorting cards (black and white)
- 24 Nursery Rhymes and Poems with embedded phonics practice
- New vocabulary words and Oddballs
- 28 Work/Practice Sheets
- 2 High Frequency Word Activity Books



See vowel team units here:



MANY THANKS!

Thank you for downloading this freebie and your interest in my products. Please take a minute to leave feedback and check out other items in my store at <http://www.teacherspayteachers.com/Store/Roots-And-Wings>. As always, I welcome any questions, comments, or concerns at anytime. Please feel free to contact me at jjpelka@gmail.com or at www.facebook.com/rootswingcleverthings.

Thanks! Jess ☺

"With the
RIGHT WORDS,
YOU CAN CHANGE
the WORLD."
Charlotte's Web




Copyright © 2014 Jessica Pelka
All rights reserved by author.
Permission to copy for single
classroom use only.
Electronic distribution limited to single
classroom use only.
Not for public display.



<http://www.teacherspayteachers.com/Store/Melonheadz>

<http://www.teacherspayteachers.com/Store/Graphics-From-The-Pond>



<http://www.teacherspayteachers.com/Store/Pink-Cat-Studio>

<http://www.teacherspayteachers.com/Store/Teacher-Laura>



<http://www.teacherspayteachers.com/Store/Kimberly-Geswein-Fonts>

<http://www.teacherspayteachers.com/Store/Kelly-Benefield>



<http://www.teacherspayteachers.com/Store/Krista-Walden>